



# Session 1: Groups of 10 Mat

**Learning Target:** I will name numbers to 120



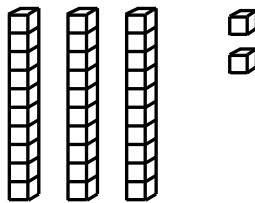

# Quick Check - Form A

Name \_\_\_\_\_ Date \_\_\_\_\_

**Learning Target:** I will name numbers to 120.

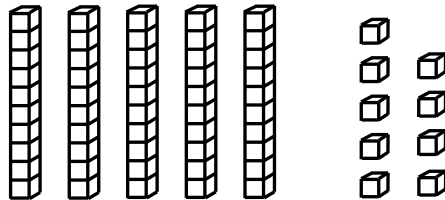
**Directions:** Write each number shown by the base ten blocks. (Work time: 3 minutes)

1.




\_\_\_\_\_

2.



\_\_\_\_\_

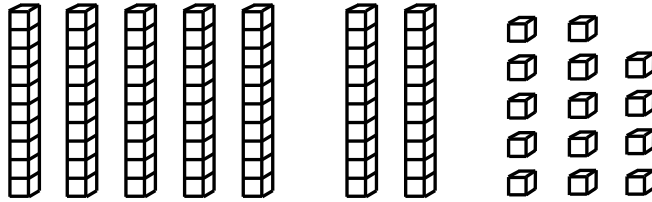
3.



\_\_\_\_\_

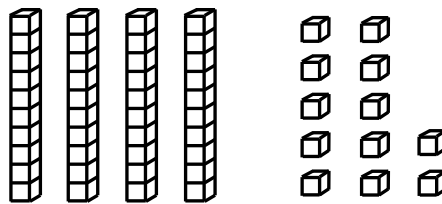
# Quick Check - Form A

4.



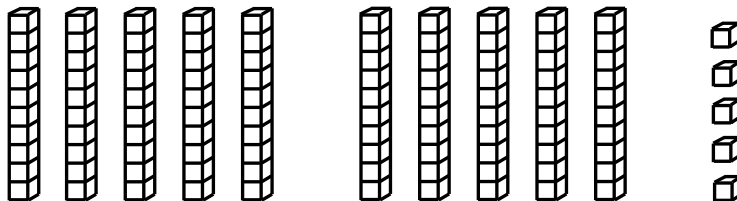
\_\_\_\_\_

5.



\_\_\_\_\_

6.



\_\_\_\_\_

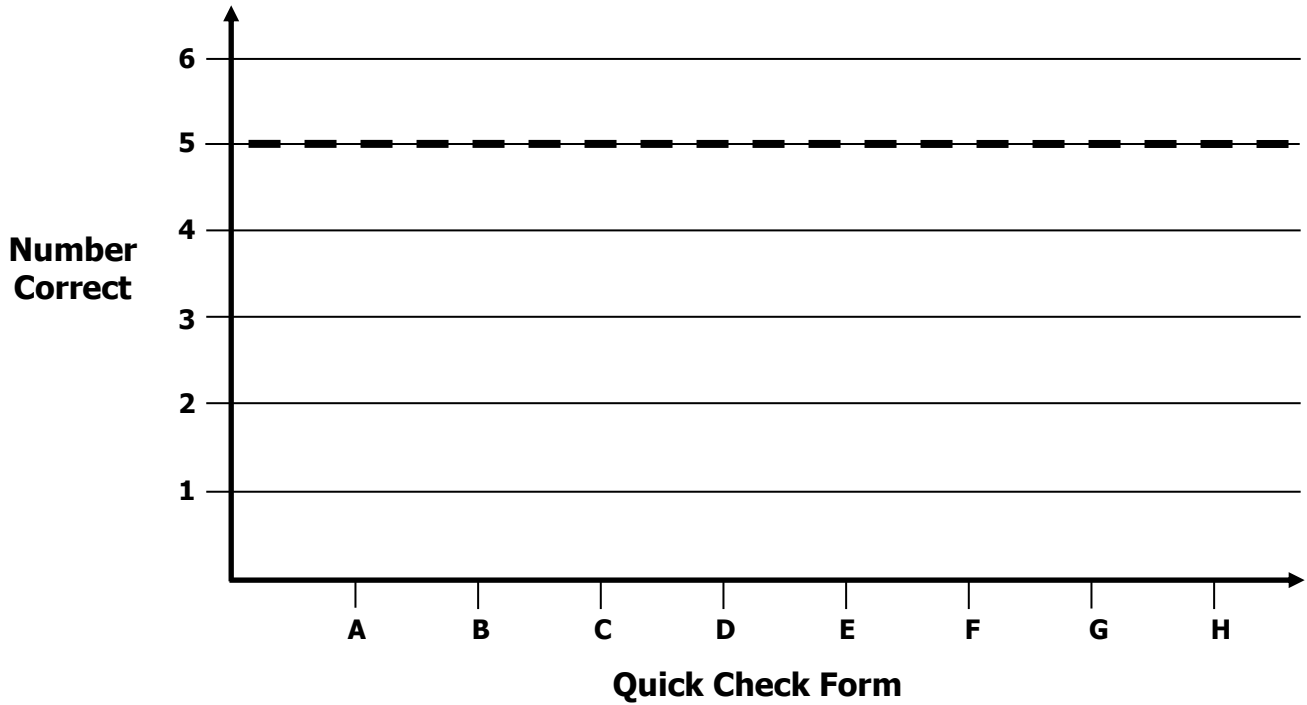


# Growth Chart

Name \_\_\_\_\_ Date \_\_\_\_\_

**Learning Target:** I will name numbers to 120.

**Goal:** 5 out of 6 correct



Intervention	Date	Score
Session 1:		
Session 2:		
Session 3:		
Session 4:		
Session 5:		
Session 6:		
Session 7:		
Session 8:		



# Session 2: Groups of 10 Mat

**Learning Target:** I will name numbers to 120





# Quick Check - Form B

Name \_\_\_\_\_ Date \_\_\_\_\_

**Learning Target:** I will name numbers to 120.

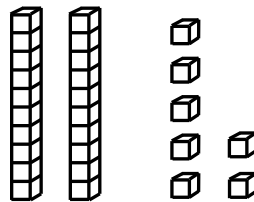
**Directions:** Write each number shown by the base ten blocks. (Work time: 3 minutes)

1.



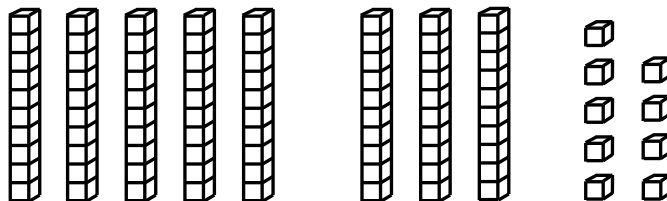
\_\_\_\_\_

2.



\_\_\_\_\_


3.



\_\_\_\_\_

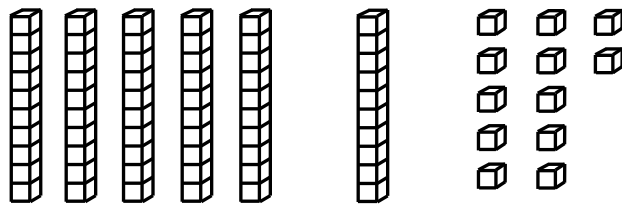
# Quick Check - Form B

4.




\_\_\_\_\_

5.



\_\_\_\_\_

6.



\_\_\_\_\_



Name \_\_\_\_\_

Date \_\_\_\_\_

**Learning Target:** I will name numbers to 120

## Session 3: Guided Practice (We Do)

**We Do Together:** (Teacher Actions)

- Use math drawings to find the mystery number.
- Write and say the expanded and standard form the mystery number

**1.** What number can be shown using 6 tens and 24 ones?

\_\_\_\_\_

**2.** What number can be shown using 10 tens and 15 ones?

\_\_\_\_\_

**3.** What number can be shown using 4 tens and 52 ones?

\_\_\_\_\_





Name \_\_\_\_\_ Date \_\_\_\_\_

**Learning Target:** I will name numbers to 120

## Session 3: Guided Practice (We Do - Continued)

**You Do Together:** (As a class, or in small groups)

- Students take turns leading to find each mystery number.

**4.** What number can be shown using 7 tens and 19 ones?

\_\_\_\_\_

**5.** What number can be shown using 4 tens and 21 ones?

\_\_\_\_\_

**6.** What number can be shown using 9 tens and 16 ones?

\_\_\_\_\_

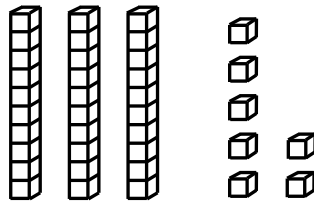
# Quick Check - Form C

Name \_\_\_\_\_ Date \_\_\_\_\_

**Learning Target:** I will name numbers to 120.

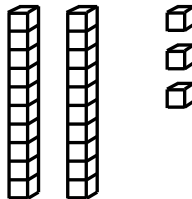
**Directions:** Write each number shown by the base ten blocks. (Work time: 3 minutes)

1.



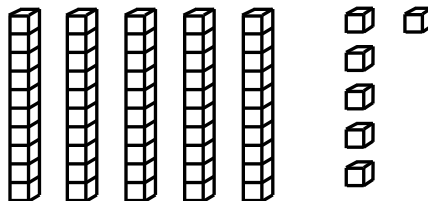
\_\_\_\_\_

2.



\_\_\_\_\_

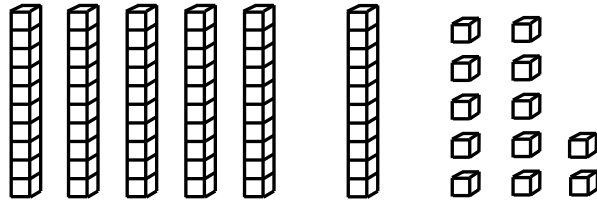
3.



\_\_\_\_\_

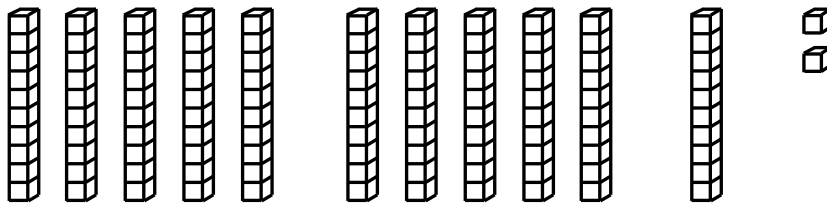
# Quick Check - Form C

4.




\_\_\_\_\_

5.



\_\_\_\_\_

6.



\_\_\_\_\_



Name \_\_\_\_\_

Date \_\_\_\_\_

**Learning Target:** I will name numbers to 120

## Session 4: Guided Practice (We Do)

**We Do Together:** (Teacher Actions)

- Use math drawings to find the mystery number.
- Write and say the expanded and standard form the mystery number

**1.** What number can be shown using 5 tens and 39 ones?

\_\_\_\_\_

**2.** What number can be shown using 9 tens and 27 ones?

\_\_\_\_\_

**3.** What number can be shown using 6 tens and 34 ones?

\_\_\_\_\_



Name \_\_\_\_\_ Date \_\_\_\_\_

**Learning Target:** I will name numbers to 120

## Session 4: Guided Practice (We Do - Continued)

**You Do Together:** (As a class, or in small groups)

- Students take turns leading to find each mystery number.

**4.** What number can be shown using 8 tens and 17 ones?

\_\_\_\_\_

**5.** What number can be shown using 3 tens and 28 ones?

\_\_\_\_\_

**6.** What number can be shown using 10 tens and 13 ones?

\_\_\_\_\_

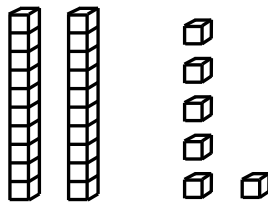
# Quick Check - Form D

Name \_\_\_\_\_ Date \_\_\_\_\_

**Learning Target:** I will name numbers to 120.

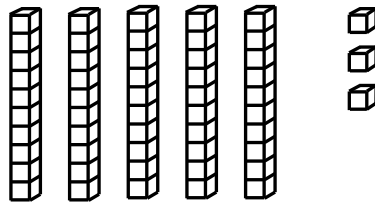
**Directions:** Write each number shown by the base ten blocks. (Work time: 3 minutes)

1.




\_\_\_\_\_

2.



\_\_\_\_\_

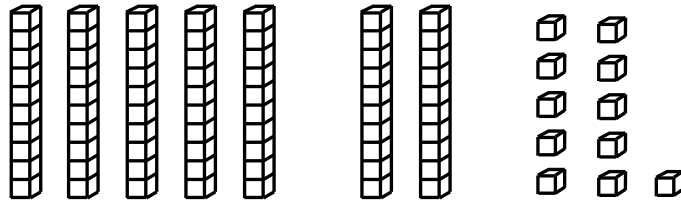
3.



\_\_\_\_\_

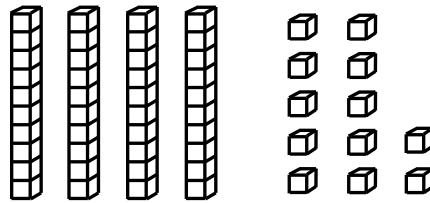
# Quick Check - Form D

4.



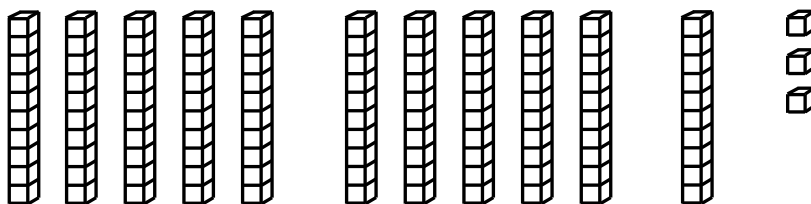
\_\_\_\_\_

5.



\_\_\_\_\_

6.



\_\_\_\_\_



Name \_\_\_\_\_

Date \_\_\_\_\_

**Learning Target:** I will name numbers to 120

## Session 5: Guided Practice (We Do)

**We Do Together:** (Teacher Actions)

- Use math drawings to find the mystery number.
- Write and say the expanded and standard form the mystery number

**1.** What number can be shown using 6 tens and 29 ones?

\_\_\_\_\_

**2.** What number can be shown using 10 tens and 14 ones?

\_\_\_\_\_

**3.** What number can be shown using 4 tens and 35 ones?

\_\_\_\_\_





Name \_\_\_\_\_ Date \_\_\_\_\_

**Learning Target:** I will name numbers to 120

## Session 5: Guided Practice (We Do - Continued)

**You Do Together:** (As a class, or in small groups)

- Students take turns leading to find each mystery number.

**4.** What number can be shown using 7 tens and 18 ones?

\_\_\_\_\_

**5.** What number can be shown using 4 tens and 23 ones?

\_\_\_\_\_

**6.** What number can be shown using 9 tens and 11 ones?

\_\_\_\_\_

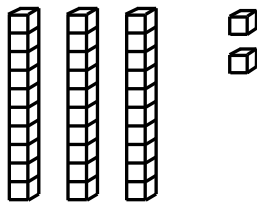
# Quick Check - Form E

Name \_\_\_\_\_ Date \_\_\_\_\_

**Learning Target:** I will name numbers to 120.

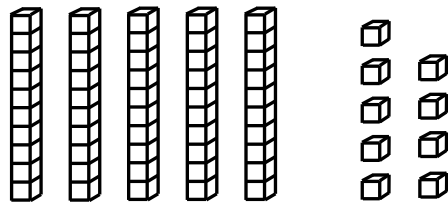
**Directions:** Write each number shown by the base ten blocks. (Work time: 3 minutes)

1.




\_\_\_\_\_

2.



\_\_\_\_\_

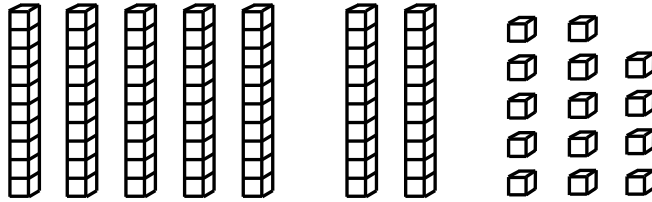
3.



\_\_\_\_\_

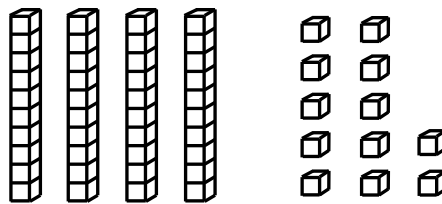
# Quick Check - Form E

4.



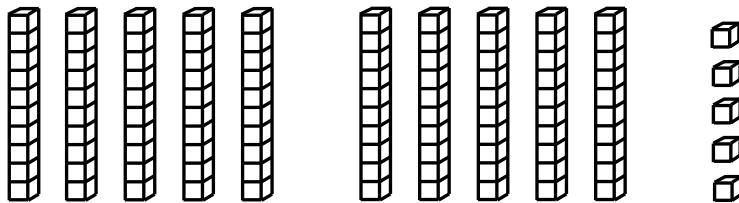
\_\_\_\_\_

5.



\_\_\_\_\_

6.



\_\_\_\_\_

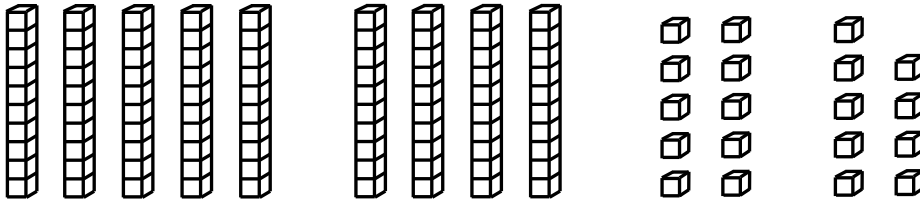
Learning Target: I will name numbers to 120

## Session 6: Guided Practice (We Do)

**We Do Together:** (Teacher Actions)

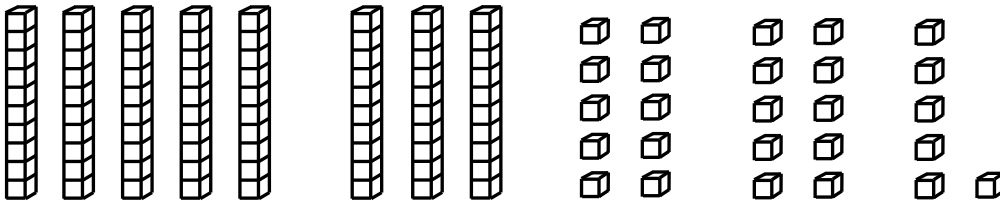
- Identify groups of tens to find the value of the base-ten blocks.
- Write and say the expanded and standard form the value.

1.



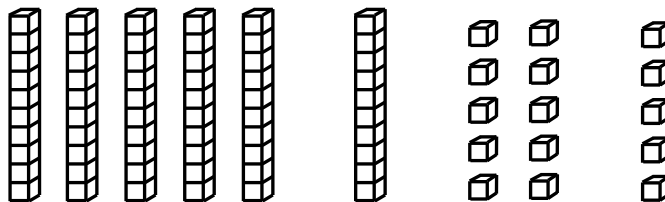
\_\_\_\_\_

2.



\_\_\_\_\_

3.



\_\_\_\_\_


**Learning Target:** I will name numbers to 120

## Session 6: Guided Practice (We Do - Continued)

**You Do Together:** (As a class, or in small groups)


- Students take turns leading to find the value of the base ten blocks.

4.




\_\_\_\_\_

5.



\_\_\_\_\_

6.



\_\_\_\_\_


# Quick Check - Form F

Name \_\_\_\_\_ Date \_\_\_\_\_

**Learning Target:** I will name numbers to 120.

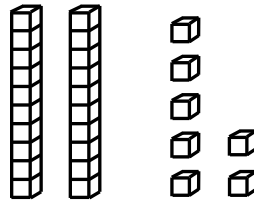
**Directions:** Write each number shown by the base ten blocks. (Work time: 3 minutes)

1.



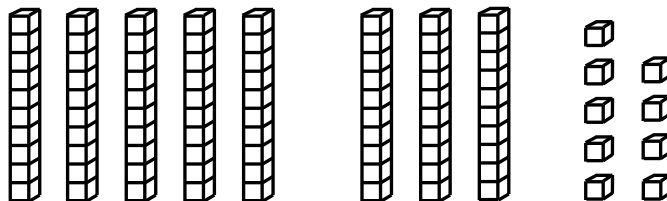
\_\_\_\_\_

2.



\_\_\_\_\_


3.



\_\_\_\_\_

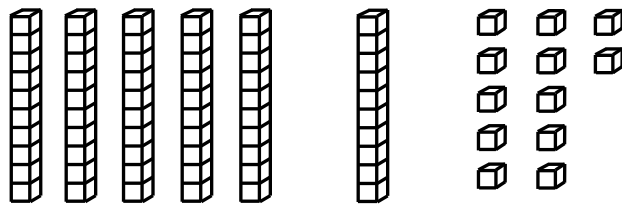
# Quick Check - Form F

4.




\_\_\_\_\_

5.



\_\_\_\_\_

6.



\_\_\_\_\_

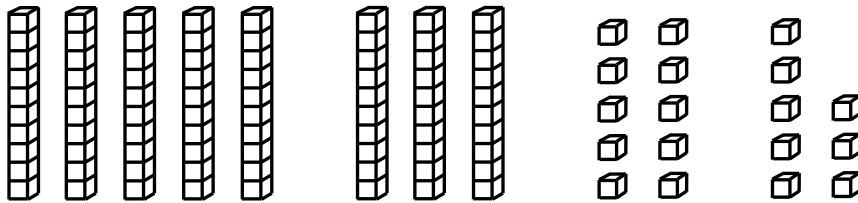
Learning Target: I will name numbers to 120

## Session 7: Guided Practice (We Do)

**We Do Together:** (Teacher Actions)


- Identify groups of tens to find the value of the base-ten blocks.
- Write and say the expanded and standard form the value.

1.




\_\_\_\_\_

2.



\_\_\_\_\_

3.



\_\_\_\_\_



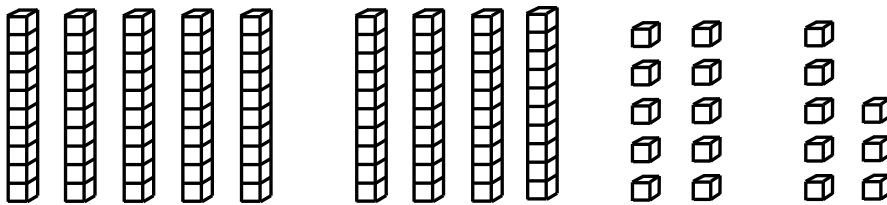
Learning Target: I will name numbers to 120

## Session 7: Guided Practice (We Do - Continued)

**You Do Together:** (As a class, or in small groups)

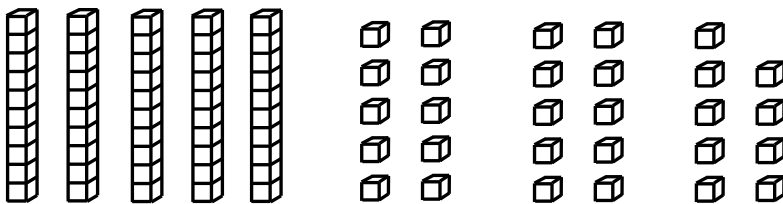
- Students take turns leading to find the value of the base ten blocks.

4.



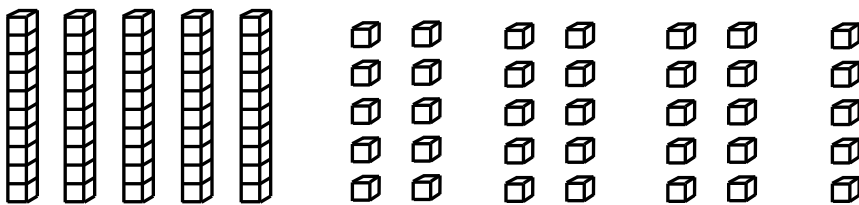
\_\_\_\_\_

5.



\_\_\_\_\_

6.



\_\_\_\_\_

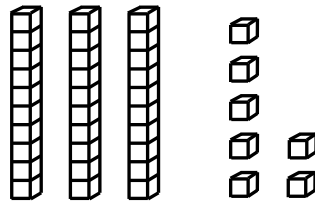
# Quick Check - Form G

Name \_\_\_\_\_ Date \_\_\_\_\_

**Learning Target:** I will name numbers to 120.

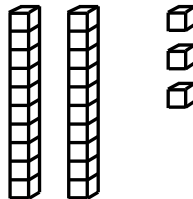
**Directions:** Write each number shown by the base ten blocks. (Work time: 3 minutes)

1.



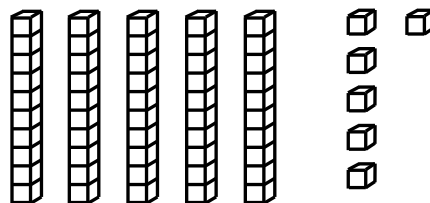
\_\_\_\_\_

2.



\_\_\_\_\_

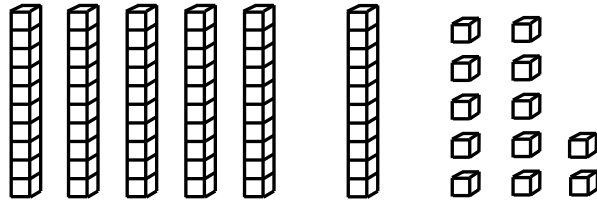
3.



\_\_\_\_\_

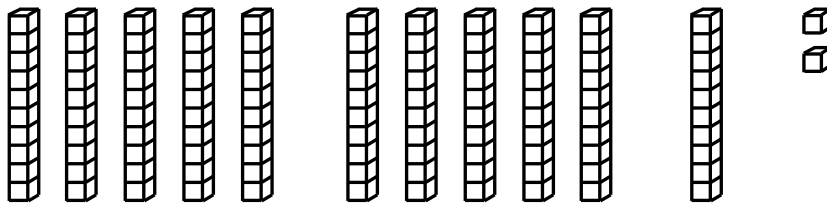
# Quick Check - Form G

4.




\_\_\_\_\_

5.



\_\_\_\_\_

6.



\_\_\_\_\_

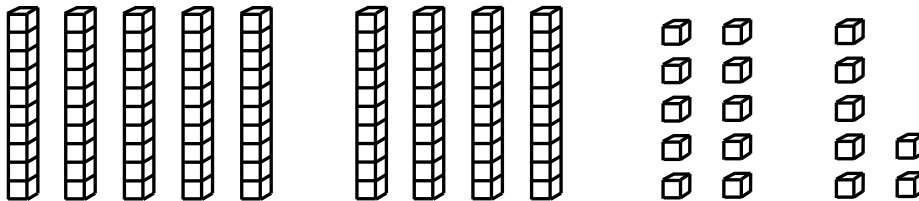
Learning Target: I will name numbers to 120

## Session 8: Guided Practice (We Do)

**We Do Together:** (Teacher Actions)


- Identify groups of tens to find the value of the base-ten blocks.
- Write and say the expanded and standard form the value.

1.




\_\_\_\_\_

2.



\_\_\_\_\_

3.



\_\_\_\_\_


**Learning Target:** I will name numbers to 120

## Session 8: Guided Practice (We Do - Continued)

**You Do Together:** (As a class, or in small groups)


- Students take turns leading to find the value of the base ten blocks.

4.




\_\_\_\_\_

5.



\_\_\_\_\_

6.



\_\_\_\_\_

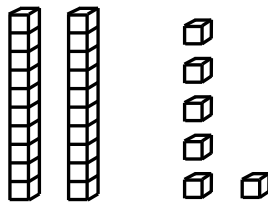
# Quick Check - Form H

Name \_\_\_\_\_ Date \_\_\_\_\_

**Learning Target:** I will name numbers to 120.

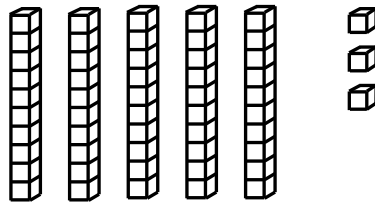
**Directions:** Write each number shown by the base ten blocks. (Work time: 3 minutes)

1.




\_\_\_\_\_

2.



\_\_\_\_\_

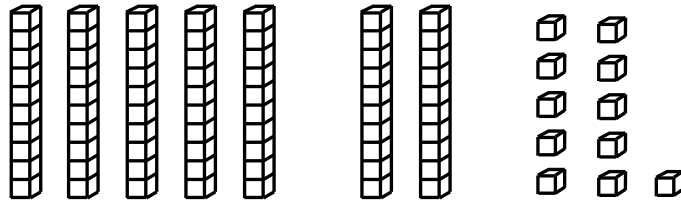
3.



\_\_\_\_\_

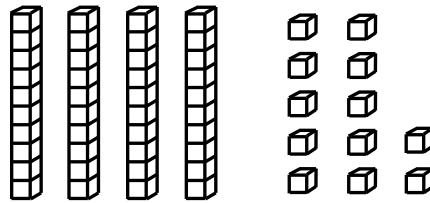
# Quick Check - Form H

4.



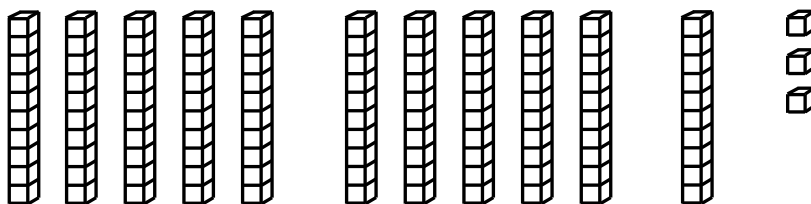
\_\_\_\_\_

5.



\_\_\_\_\_

6.



\_\_\_\_\_