



Session 1: Guided Practice (We do)

Learning Target: I will compare numbers to 10.

Materials:

- 1 set of number-cards (1- 10) per student
- 1 ten-frame mat per student
- 20 counters per student

We Do Together: (Teacher Actions)

- Build each number with counters on a 10-frame.
- Explain how you know you are correct.

<p>1. Circle the greater number.</p> <p style="text-align: center;">5 2</p>	<p>2. Circle the lesser number.</p> <p style="text-align: center;">7 3</p>
---	--

You Do Together: (As a class, or in small groups)

- Students take turns leading to compare numbers up to 10.

<p>3. Circle the greater number.</p> <p style="text-align: center;">4 6</p>	<p>4. Circle the lesser number.</p> <p style="text-align: center;">8 7</p>
<p>5. Circle the lesser number.</p> <p style="text-align: center;">10 8</p>	<p>6. Circle the greater number.</p> <p style="text-align: center;">5 7</p>



Quick Check - Form A

Name _____ Date _____

Learning Target: I will compare numbers to 10.

Directions: Choose the number that is **greater**? (Work time: 1 minute)

1. <input type="radio"/> 2 <input type="radio"/> 5
2. <input type="radio"/> 7 <input type="radio"/> 4
3. <input type="radio"/> 8 <input type="radio"/> 3

Directions: Choose the number that is **less**? (Work time: 1 minute)

4. <input type="radio"/> 4 <input type="radio"/> 9
5. <input type="radio"/> 8 <input type="radio"/> 7
6. <input type="radio"/> 3 <input type="radio"/> 2

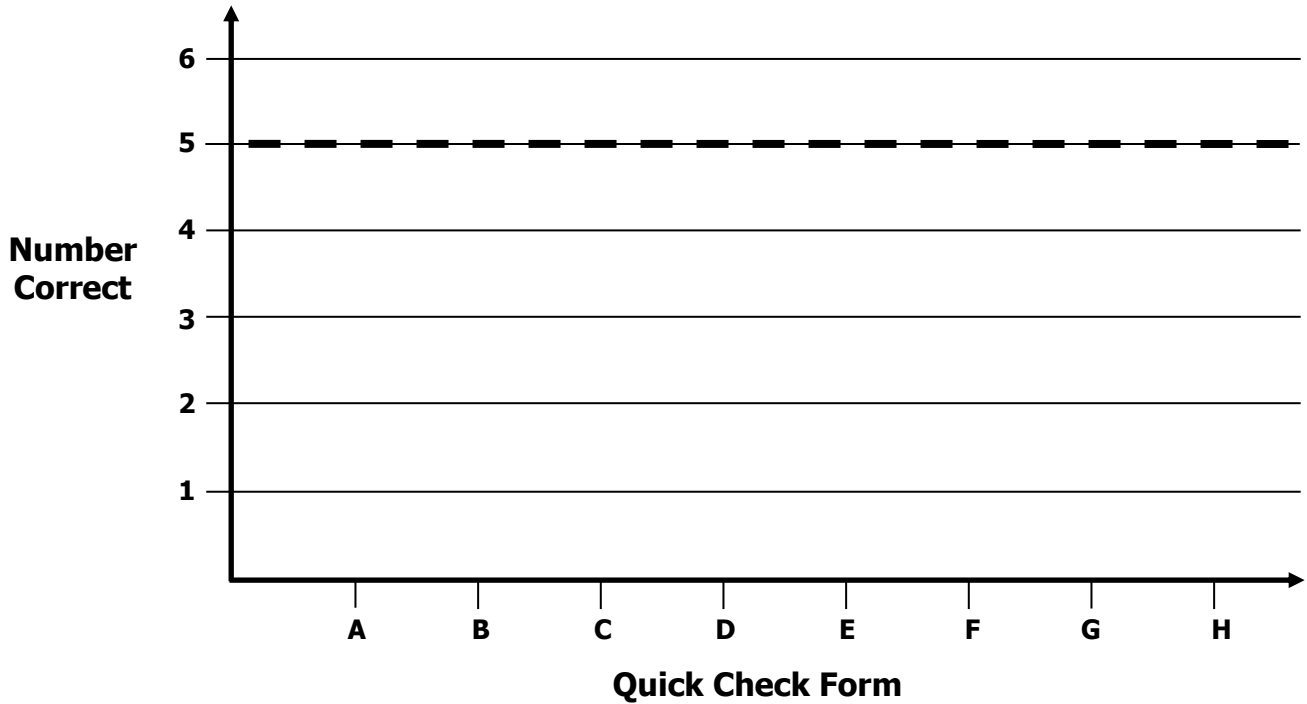


Growth Chart

Name _____ Date _____

Learning Target: I will compare numbers to 10.

Goal: 5 out of 6 correct



Intervention	Date	Score
Session 1:		
Session 2:		
Session 3:		
Session 4:		
Session 5:		
Session 6:		
Session 7:		
Session 8:		



Session 2: Guided Practice (We do)

Learning Target: I will compare numbers to 10.

Materials:

- 1 set of number-cards (1- 10) per student (See Session 1)
- 1 ten-frame mat per student (See Session 1)
- 20 counters per student

We Do Together: (Teacher Actions)

- Build each number with counters on a 10-frame.
- Explain how you know you are correct.

<p>1. Circle the greater number.</p> <p style="text-align: center;">5 7</p>	<p>2. Circle the lesser number.</p> <p style="text-align: center;">8 3</p>
---	--

You Do Together: (As a class, or in small groups)

- Students take turns leading to compare numbers up to 10.

<p>3. Circle the greater number.</p> <p style="text-align: center;">9 6</p>	<p>4. Circle the lesser number.</p> <p style="text-align: center;">5 6</p>
<p>5. Circle the lesser number.</p> <p style="text-align: center;">8 10</p>	<p>6. Circle the greater number.</p> <p style="text-align: center;">5 2</p>



Quick Check - Form B

Name _____ Date _____

Learning Target: I will compare numbers to 10.

Directions: Choose the number that is **greater**? (Work time: 1 minute)

1. <input type="radio"/> 6 <input type="radio"/> 4
2. <input type="radio"/> 2 <input type="radio"/> 7
3. <input type="radio"/> 5 <input type="radio"/> 3

Directions: Choose the number that is **less**? (Work time: 1 minute)

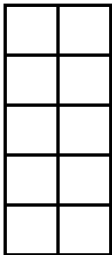
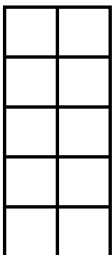
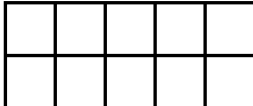

4. <input type="radio"/> 9 <input type="radio"/> 6
5. <input type="radio"/> 5 <input type="radio"/> 2
6. <input type="radio"/> 3 <input type="radio"/> 8

Learning Target: I will compare numbers to 10.

Session 3: Guided Practice (We Do)



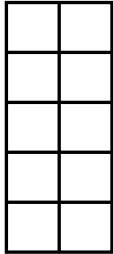
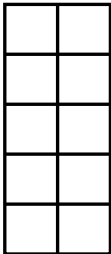
We Do Together: (Teacher Actions)

- Draw each number on a 10-frame.
- Explain how you know you are correct.

<p>1. Circle the greater number.</p> <div style="display: flex; justify-content: space-around; align-items: center;"> <div style="text-align: center;">  7 </div> <div style="text-align: center;">  6 </div> </div>	<p>2. Circle the lesser number.</p> <div style="display: flex; justify-content: space-around; align-items: center;"> <div style="text-align: center;">  5 </div> <div style="text-align: center;">  9 </div> </div>
--	--

You Do Together: (As a class, or in small groups)

- Students take turns leading to compare two more sets of numbers.

<p>3. Circle the lesser number.</p> <div style="display: flex; justify-content: space-around; align-items: center;"> <div style="text-align: center;">  8 </div> <div style="text-align: center;">  10 </div> </div>	<p>4. Circle the greater number.</p> <div style="display: flex; justify-content: space-around; align-items: center;"> <div style="text-align: center;">  9 </div> <div style="text-align: center;">  7 </div> </div>
--	--



Quick Check - Form C

Name _____ Date _____

Learning Target: I will compare numbers to 10.

Directions: Choose the number that is **greater**? (Work time: 1 minute)

1. <input type="radio"/> 9 <input type="radio"/> 6
2. <input type="radio"/> 5 <input type="radio"/> 2
3. <input type="radio"/> 3 <input type="radio"/> 8

Directions: Choose the number that is **less**? (Work time: 1 minute)

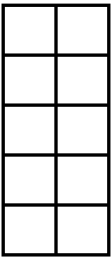
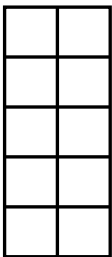
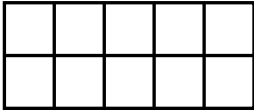
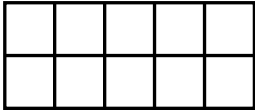
4. <input type="radio"/> 1 <input type="radio"/> 4
5. <input type="radio"/> 2 <input type="radio"/> 7
6. <input type="radio"/> 5 <input type="radio"/> 3

Learning Target: I will compare numbers to 10.

Session 4: Guided Practice (We Do)


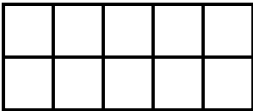
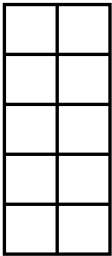
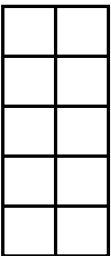
We Do Together: (Teacher Actions)

- Draw each number on a 10-frame.
- Explain how you know you are correct.

<p>1. Circle the greater number.</p> <div style="display: flex; justify-content: space-around; align-items: center;"> <div style="text-align: center;">  7 </div> <div style="text-align: center;">  8 </div> </div>	<p>2. Circle the lesser number.</p> <div style="display: flex; justify-content: space-around; align-items: center;"> <div style="text-align: center;">  5 </div> <div style="text-align: center;">  7 </div> </div>
--	--

You Do Together: (As a class, or in small groups)

- Students take turns leading to compare two more sets of numbers.

<p>3. Circle the lesser number.</p> <div style="display: flex; justify-content: space-around; align-items: center;"> <div style="text-align: center;">  10 </div> <div style="text-align: center;">  9 </div> </div>	<p>4. Circle the greater number.</p> <div style="display: flex; justify-content: space-around; align-items: center;"> <div style="text-align: center;">  6 </div> <div style="text-align: center;">  7 </div> </div>
--	--



Quick Check - Form D

Name _____ Date _____

Learning Target: I will compare numbers to 10.

Directions: Choose the number that is **greater**? (Work time: 1 minute)

1. <input type="radio"/> 4 <input type="radio"/> 9
2. <input type="radio"/> 8 <input type="radio"/> 7
3. <input type="radio"/> 2 <input type="radio"/> 5

Directions: Choose the number that is **less**? (Work time: 1 minute)

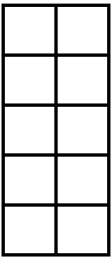
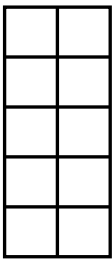
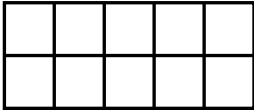
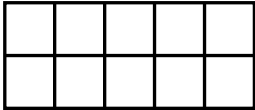
4. <input type="radio"/> 3 <input type="radio"/> 5
5. <input type="radio"/> 7 <input type="radio"/> 4
6. <input type="radio"/> 9 <input type="radio"/> 6

Learning Target: I will compare numbers to 10.

Session 5: Guided Practice (We Do)


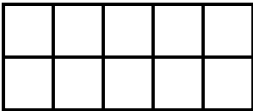
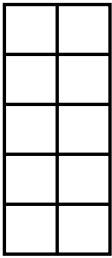
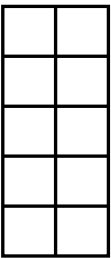
We Do Together: (Teacher Actions)

- Draw each number on a 10-frame.
- Explain how you know you are correct.

<p>1. Circle the greater number.</p> <div style="display: flex; justify-content: space-around; align-items: center; margin: 10px 0;"> <div style="text-align: center;">  7 </div> <div style="text-align: center;">  6 </div> </div>	<p>2. Circle the lesser number.</p> <div style="display: flex; justify-content: space-around; align-items: center; margin: 10px 0;"> <div style="text-align: center;">  5 </div> <div style="text-align: center;">  9 </div> </div>
--	--

You Do Together: (As a class, or in small groups)

- Students take turns leading to compare two more sets of numbers.

<p>3. Circle the lesser number.</p> <div style="display: flex; justify-content: space-around; align-items: center; margin: 10px 0;"> <div style="text-align: center;">  8 </div> <div style="text-align: center;">  10 </div> </div>	<p>4. Circle the greater number.</p> <div style="display: flex; justify-content: space-around; align-items: center; margin: 10px 0;"> <div style="text-align: center;">  9 </div> <div style="text-align: center;">  7 </div> </div>
--	--



Quick Check - Form E

Name _____ Date _____

Learning Target: I will compare numbers to 10.

Directions: Choose the number that is **greater**? (Work time: 1 minute)

1. <input type="radio"/> 2 <input type="radio"/> 5
2. <input type="radio"/> 7 <input type="radio"/> 4
3. <input type="radio"/> 8 <input type="radio"/> 3

Directions: Choose the number that is **less**? (Work time: 1 minute)

4. <input type="radio"/> 4 <input type="radio"/> 9
5. <input type="radio"/> 8 <input type="radio"/> 7
6. <input type="radio"/> 3 <input type="radio"/> 2



Name _____ Date _____

Learning Target: I will compare numbers to 10

Readiness for: Comparing numbers to 99

Session 6: Guided Practice (We Do)

We Do Together: (Teacher Actions)

- Visualize each number in your head before circling your answer.
- Show or explain how you know you are correct.

<p>1. Circle the greater number.</p> <p style="text-align: center;">2 5</p>	<p>2. Circle the lesser number.</p> <p style="text-align: center;">7 4</p>
---	--

You Do Together: (As a class, or in small groups)

- Students take turns leading to compare numbers up to 10.

<p>3. Circle the greater number.</p> <p style="text-align: center;">6 4</p>	<p>4. Circle the lesser number.</p> <p style="text-align: center;">8 7</p>
<p>5. Circle the lesser number.</p> <p style="text-align: center;">8 10</p>	<p>6. Circle the greater number.</p> <p style="text-align: center;">9 6</p>



Quick Check - Form F

Name _____ Date _____

Learning Target: I will compare numbers to 10.

Directions: Choose the number that is **greater**? (Work time: 1 minute)

1. <input type="radio"/> 6 <input type="radio"/> 4
2. <input type="radio"/> 2 <input type="radio"/> 7
3. <input type="radio"/> 5 <input type="radio"/> 3

Directions: Choose the number that is **less**? (Work time: 1 minute)

4. <input type="radio"/> 9 <input type="radio"/> 6
5. <input type="radio"/> 5 <input type="radio"/> 2
6. <input type="radio"/> 3 <input type="radio"/> 8



Name _____ Date _____

Learning Target: I will compare numbers to 10

Readiness for: Comparing numbers to 99

Session 7: Guided Practice (We Do)

We Do Together: (Teacher Actions)

- Visualize each number in your head before circling your answer.
- Show or explain how you know you are correct.

<p>1. Circle the greater number.</p> <p style="text-align: center;">2 7</p>	<p>2. Circle the lesser number.</p> <p style="text-align: center;">7 9</p>
---	--

You Do Together: (As a class, or in small groups)

- Students take turns leading to compare numbers up to 10.

<p>3. Circle the greater number.</p> <p style="text-align: center;">6 5</p>	<p>4. Circle the lesser number.</p> <p style="text-align: center;">8 6</p>
<p>5. Circle the lesser number.</p> <p style="text-align: center;">7 10</p>	<p>6. Circle the greater number.</p> <p style="text-align: center;">9 8</p>



Quick Check - Form G

Name _____ Date _____

Learning Target: I will compare numbers to 10.

Directions: Choose the number that is **greater**? (Work time: 1 minute)

1. <input type="radio"/> 9 <input type="radio"/> 6
2. <input type="radio"/> 5 <input type="radio"/> 2
3. <input type="radio"/> 3 <input type="radio"/> 8

Directions: Choose the number that is **less**? (Work time: 1 minute)

4. <input type="radio"/> 1 <input type="radio"/> 4
5. <input type="radio"/> 2 <input type="radio"/> 7
6. <input type="radio"/> 5 <input type="radio"/> 3



Name _____ Date _____

Learning Target: I will compare numbers to 10

Readiness for: Comparing numbers to 99

Session 8: Guided Practice (We Do)

We Do Together: (Teacher Actions)

- Visualize each number in your head before circling your answer.
- Show or explain how you know you are correct.

<p>1. Circle the greater number.</p> <p style="text-align: center;">2 5</p>	<p>2. Circle the lesser number.</p> <p style="text-align: center;">7 4</p>
---	--

You Do Together: (As a class, or in small groups)

- Students take turns leading to compare numbers up to 10.

<p>3. Circle the greater number.</p> <p style="text-align: center;">6 4</p>	<p>4. Circle the lesser number.</p> <p style="text-align: center;">8 7</p>
<p>5. Circle the lesser number.</p> <p style="text-align: center;">8 10</p>	<p>6. Circle the greater number.</p> <p style="text-align: center;">9 6</p>



Quick Check - Form H

Name _____ Date _____

Learning Target: I will compare numbers to 10.

Directions: Choose the number that is **greater**? (Work time: 1 minute)

1. <input type="radio"/> 4 <input type="radio"/> 9
2. <input type="radio"/> 8 <input type="radio"/> 7
3. <input type="radio"/> 2 <input type="radio"/> 5

Directions: Choose the number that is **less**? (Work time: 1 minute)

4. <input type="radio"/> 3 <input type="radio"/> 5
5. <input type="radio"/> 7 <input type="radio"/> 4
6. <input type="radio"/> 9 <input type="radio"/> 6