



High School Geometry – Winter Readiness Screening Packet

*HS Geometry readiness is measured using end-of-year benchmarks selected from
8th grade geometry content standards.*

Table of Contents


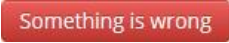



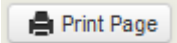
Preparation for Readiness Screening	3
A. Teacher Account Preparation for Online Screening	
B. Access to the Student Dashboard	
C. Sign Out to Resume a Student Screener	
D. Script Notes	
E. Materials Checklist for Online Screening	
Script for Online Readiness Screening (Option 1 – Each question is read to the group)....	6
Script for Online Readiness Screening (Option 2 – Students work at their own pace)....	11
Work Paper Blackline Masters	13-16

Preparation for Readiness Screening


A. Teacher Account Preparation for Online Screening *(Video support is available.)*

1. **Verify** how your students will get to inqwizit.oaisd.org. (**Internet Explorer is not recommended.**)
2. **Sign in** using your teacher username and password.

Username: _____ Password: _____


3. **Write** the name of the course to be screened in the empty box on page 6 of the script.
4. Click on the name of the course. (*Right side of screen, under **MY INACTIVE COURSES***)
5. Please **verify** the student roster for this course (if prompted).
 - If the roster is **correct**, select 
 - If the roster is **not correct**, select . Then, ask your building administrator to add the student(s) to the course.
6. **Subscribe** the course to Delta Math.
 - Click Subscribe for the available Delta Math screening cycle. (*Right side of screen, Under **AVAILABLE PROGRAMS***)
7. **Assign & View** a readiness screener to the course and make it **available** to students.
 - a. Click Assign & View for a grade level readiness screener.
 - b. Change the availability from  to .
8. **Print** the course list that includes each student username and password.
 - a. Click the  tab. (*Top of screen*)
 - b. Click on the name of the course. (*Right side of screen*)
 - c. Click .

Option: Create a Course PIN to help all students in the class to sign in using a common PIN.


- a. Click the  tab. (*Top of screen*)
- b. Click Course PIN: Set PIN
- c. Set the PIN for the class. (*This PIN will only be active for the date you choose.*)


Note: To add additional screeners, click on the class name from the Dashboard and repeat step 6.

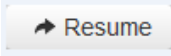

B. Access to the Student Dashboard

- a. Click on the student's name to return to the dashboard.
- b. Choose the correct screener.
- c. Click  .

C. Sign Out and Resume a Student Screener

- a. Click  to end a screener that needs to be completed at a later time.

Note: Do not click  ...screeners cannot be resumed after they have been turned in.

- b. The next time a student signs in, click  and  .

Note: Each screener will resume on the question the student was on when he/she signed out.

D. Script Notes

1. Say what is in bold text and do what is in italicized text.
2. Provide the recommended wait time for each problem.
3. Include an appropriate pause at the end of each statement.
4. Option 1 – Each question is read to the group and students wait to click “NEXT” after appropriate wait time in the script. (See page 6 for the online screening script for option 1.)
5. Students will be directed to write and solve longer computational problems on work paper. (See question 13 on page 10 and Delta Math work paper on pages 14-17.)
6. Option 2 – Each student works at their own pace with 30 minutes of total work time. (See page 12 for the online screening script for option 2.)

E. Materials Checklist for Online Screening

Online Screening Script	Yes <input type="checkbox"/>
Timer to track recommended wait time (<i>For Option 1</i>)	Yes <input type="checkbox"/>
Student Usernames and Passwords	Yes <input type="checkbox"/>
Work Paper (Delta Math – 2 sheets front and back, blank or lined)	Yes <input type="checkbox"/>
Pencils	Yes <input type="checkbox"/>

Script for Online Readiness Screening (Option 1)

(Total Time: 30 minutes)

Verify that all students are ready to screen:

- Work paper
- Pencils
- Online at <https://inqwizit.oaisd.org>

Option: Skip steps 1-2 if students are already signed in.

1. Click in each box to enter your username and password.

(Look for hands.)

2. Click SIGN IN. Raise your hand if you need help with your username or password.

(Look for hands.)

Look in the upper right portion of your screen. If you see the word “Change” make sure you see our school district. If it is not our school district click on CHANGE and choose our school district.

On the right side of the screen click on the name of our course...



(Look for hands.)

Click START for the Winter – High School Geometry readiness screener, then stop and listen for directions.

Do not move ahead of the whole group. After I read each question, you will be given time to find and click on your answer.

Once you move to the next question, do not go back.

If you don't know an answer, please do not guess because I want to find out who needs extra help.

If you don't see your answer, please do not choose one. Make sure all answer choices are not shaded and click NEXT, when asked.

If you click **SIGN OUT** or **TURN IN** without being asked, click **CANCEL** to continue this readiness screener.

Take a deep breath, relax and try your best!

Click **BEGIN**.

Question 1...scissors

If you don't see scissors, please raise your hand.

(Look for hands.)

$\triangle QNM$ is a translation of $\triangle ABC$.

Which segment in $\triangle ABC$ is congruent to segment \overline{MQ} ?

(Wait 45 seconds.)

Make sure your answer is selected and click **NEXT**.

Question 2...present

If you don't see a present, please raise your hand.

(Look for hands.)

$\triangle QNM$ is a reflection of $\triangle ABC$.

Which segment in $\triangle ABC$ is congruent to segment \overline{MN} ?

(Wait 45 seconds.)

Make sure your answer is selected and click **NEXT**.

Question 3...picnic basket

$\triangle QNM$ is a rotation of $\triangle ABC$. Which segment in $\triangle ABC$ is congruent to segment \overline{MN} ?

(Wait 45 seconds.)

Make sure your answer is selected and click NEXT.

Question 4...wallet (*Look for hands.*)

Which figures appear to be congruent?

(*Wait 45 seconds.*)

Click NEXT.

Question 5...price tag (*Look for hands.*)

Which pair of figures can Figure A be taken to Figure B by a translation?

(*Wait 45 seconds.*)

Click NEXT.

Question 6...pencil (*Look for hands.*)

Which pair of figures can Figure A be taken to Figure B by a rotation?

(*Wait 45 seconds.*)

Click NEXT.

Question 7...hand (*Look for hands.*)

Which pair of figures appear to be similar figures?

(*Wait 1 minute.*)

Click NEXT.

Question 8...soccer ball (*Look for hands.*)

Which pair of figures appear to be similar figures?

(*Wait 1 minute.*)

Click **NEXT**.

Question 9...stars (*Look for hands.*)

Which pair of figures appear to be similar figures?

(Wait 1 minute 15 seconds.)

Click **NEXT**.

Question 10...drum (*Look for hands.*)

Find the missing side of the right triangle and select the correct number and label.

(Wait 1 minute 30 seconds.)

Click **NEXT**.

Question 11...house (*Look for hands.*)

Find the missing side of the right triangle and select the correct number and label.

(Wait 1 minute 30 seconds.)

Click **NEXT**.

Question 12...butterfly (*Look for hands.*)

Find the missing side of the right triangle and select the correct number and label.

(Wait 2 minute 30 seconds.)

Click **NEXT**.

Question 13...apple (*Look for hands.*)

Find the volume of the cylinder and select the correct number and label.

Please use 3.14 as an approximation for pi.

(Wait 2 minutes.)

Click **NEXT**.

Question 14...key (*Look for hands.*)

Find the volume of the cone and select the correct number and label.

Please use 3.14 as an approximation for pi.

(Wait 2 minute 30 seconds.)

Click **NEXT**.

Question 15...bag (*Look for hands.*)

Find the volume of the sphere and select the correct number and label.

Please use 3.14 as an approximation for pi.

(Wait 2 minutes.)

Click **TURN IN** and then click **TURN IN** again to save your answers.

This math screener is now finished, thank you for trying your best!

Please click SIGN OUT to end this session.

(Collect all materials from each student.)

Script for Online Readiness Screening (Option 2)

(Total Time: 30 minutes)

Verify that all students are ready to screen:

- Work paper
- Pencils
- Online at <https://inqwizit.oaisd.org>

Option: Skip steps 1-2 if students are already signed in.

1. Click in each box to enter your username and password.

(Look for hands.)

2. Click SIGN IN. Raise your hand if you need help with your username or password.

(Look for hands.)

Look in the upper right portion of your screen. If you see the word “Change” make sure you see our school district. If it is not our school district, click on CHANGE and choose our school district.

On the right side of the screen click on the name of our course...

(Look for hands.)

Click START for the Winter – High School Geometry readiness screener, then stop and listen for directions.

You will have 30 minutes to complete this readiness screener.

Please show your work on the Delta Math work paper for each longer computational question.

If you don't know an answer, please do not guess because I want to find out who needs extra help.

If you don't see your answer, please do not choose one. Make sure all answer choices are not shaded and click NEXT, when asked.

If you click SIGN OUT or TURN IN without being asked, click CANCEL to continue this readiness screener.

When you are finished, click TURN IN and then click TURN IN again to save your answers. Your screen should read, "Thank you for trying your best!"

Then, put your pencil down and wait for further instructions.

Take a deep breath, relax and try your best!


Click BEGIN.

Delta Math Work Paper

Name: _____

A large coordinate plane grid consisting of a vertical y-axis and two horizontal x-axes. The y-axis is a single vertical line extending from the top to the bottom of the page. The two horizontal x-axes are parallel lines, one above and one below the horizontal midpoint of the page. The intersection of the y-axis and the upper x-axis is the origin. The grid is otherwise empty.

Delta Math Work Paper



Delta Math Work Paper

Name: _____

Delta Math Work Paper
