

4th Grade Readiness: Winter Progress

Questions 1-3: Add the multi-digit numbers.

1.

$$\begin{array}{r} 465 \\ + 213 \\ \hline \end{array}$$

Answer: _____

2.

$$524 + 238 = \underline{\quad}$$

Answer: _____

3.

$$\begin{array}{r} 249 \\ + 576 \\ \hline \end{array}$$

Answer: _____



Please stop, put your pencil down and wait for the next directions.



4th Grade Readiness: Winter Progress

(continued)

Questions 4-6: Subtract the multi-digit numbers.

4.

$$\begin{array}{r} 800 \\ - 172 \\ \hline \end{array}$$

Answer: _____

5.

$$549 - 382 = \underline{\hspace{2cm}}$$

Answer: _____

6.

$$\begin{array}{r} 746 \\ - 278 \\ \hline \end{array}$$

Answer: _____



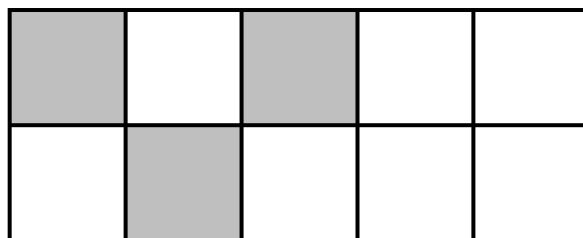
Please stop, put your pencil down and wait for the next directions.

Questions 7-9: Find the fraction.

7. Which fraction has a denominator of 3 and a numerator of 7?

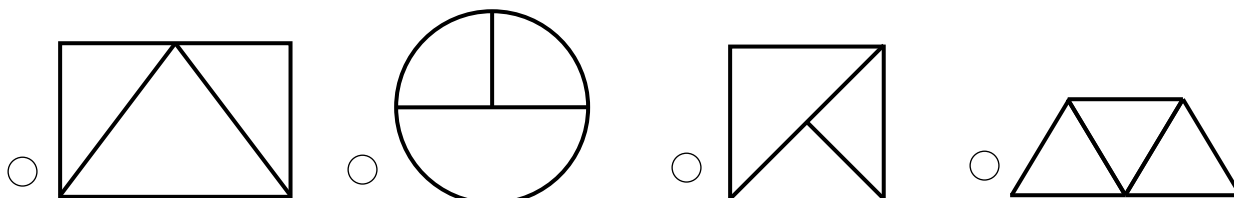
- $\frac{7}{3}$
 $\frac{7}{10}$
 $\frac{3}{7}$
 $\frac{3}{10}$

8. Each section of the square below is the same size.
What fractional part of the square appears to be shaded?



- $\frac{3}{10}$
 $\frac{7}{10}$
 $\frac{3}{7}$
 $\frac{7}{3}$

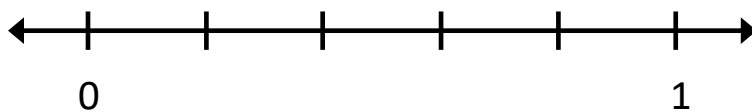
9. Which diagram appears to show fractional parts of $\frac{1}{3}$?



Please stop, put your pencil down and wait for the next directions.

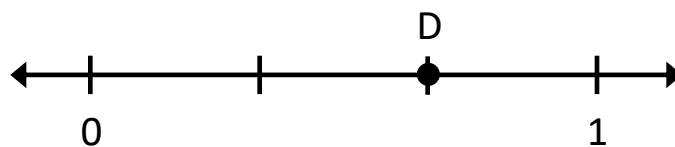
Questions 10-12: Find the fractional parts on the number line.

10. What is the name of each equal part between 0 and 1?



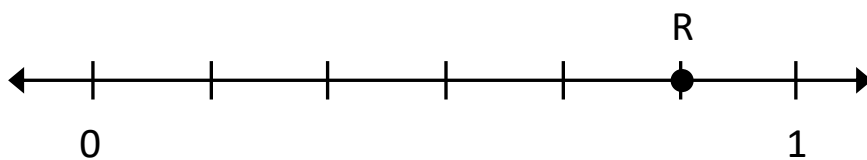
- Fifths
 Fourths
 Sixths
 Sevenths

11. What fraction is shown by point D?



- $\frac{2}{3}$
 $\frac{1}{3}$
 $\frac{3}{3}$
 $\frac{3}{4}$

12. What fraction is shown by point R?



- $\frac{5}{6}$
 $\frac{6}{7}$
 $\frac{5}{7}$
 $\frac{4}{6}$



Please stop, put your pencil down and wait for the next directions.



4th Grade Readiness: Winter Progress

(continued)

Questions 13-15: Compare the fractions. (>, <, =)

13.

$$\frac{5}{7} \quad \underline{\hspace{1cm}} \quad \frac{3}{7}$$

Answer: _____

14.

$$\frac{1}{8} \quad \underline{\hspace{1cm}} \quad \frac{1}{3}$$

Answer: _____

15.

$$\frac{7}{8} \quad \underline{\hspace{1cm}} \quad \frac{7}{9}$$

Answer: _____



Please stop, put your pencil down and wait for the next directions.

4th Grade Readiness: Winter Progress

(continued)

Questions 16: When you are told to begin, answer as many as you can in 1 minute.

16.

$2 \times 4 = \underline{\quad}$

$9 \times 7 = \underline{\quad}$

$9 \times 5 = \underline{\quad}$

$6 \times 2 = \underline{\quad}$

$6 \times 4 = \underline{\quad}$

$7 \times 3 = \underline{\quad}$

$7 \times 0 = \underline{\quad}$

$3 \times 9 = \underline{\quad}$

$8 \times 6 = \underline{\quad}$

$7 \times 7 = \underline{\quad}$

$9 \times 6 = \underline{\quad}$

$1 \times 8 = \underline{\quad}$

$5 \times 10 = \underline{\quad}$

$4 \times 8 = \underline{\quad}$



Please stop, put your pencil down and wait for the next directions.



4th Grade Readiness: Winter Progress

(continued)

Questions 17: When you are told to begin, answer as many as you can in 1 minute.

17.

$14 \div 7 = \underline{\quad}$

$36 \div 4 = \underline{\quad}$

$30 \div 5 = \underline{\quad}$

$10 \div 2 = \underline{\quad}$

$42 \div 6 = \underline{\quad}$

$24 \div 3 = \underline{\quad}$

$40 \div 8 = \underline{\quad}$

$72 \div 9 = \underline{\quad}$

$18 \div 6 = \underline{\quad}$

$28 \div 4 = \underline{\quad}$

$54 \div 6 = \underline{\quad}$

$50 \div 10 = \underline{\quad}$

$28 \div 7 = \underline{\quad}$

$64 \div 8 = \underline{\quad}$



Please stop, put your pencil down and wait for the next directions.