



6th Grade Fall Guided Review

Readiness Standard 6 - 5.NF.7a

Name _____ Date _____

Learning Target: I will divide a unit fraction by a whole number.

1.

Divide: $\frac{1}{9} \div 3$

- $\frac{1}{27}$ $\frac{3}{9}$ 3 27

2.

Divide: $\frac{1}{4} \div 8$

- 32 $\frac{4}{8}$ $\frac{8}{4}$ $\frac{1}{32}$

3.

Divide: $\frac{1}{10} \div 2$

- $\frac{20}{1}$ $\frac{1}{20}$ $\frac{2}{10}$ $\frac{10}{2}$



Quick Check - Form A

6th Grade - Readiness Standard 6 - 5.NF.7a

Name _____ Date _____

Learning Target: I will divide a unit fraction by a whole number.

Directions: Write the answer to each problem. (Work time: 4 minutes)

1.

$$\frac{1}{4} \div 5 = \underline{\hspace{2cm}}$$

2.

$$\frac{1}{8} \div 4 = \underline{\hspace{2cm}}$$

3.

$$\frac{1}{6} \div 2 = \underline{\hspace{2cm}}$$

4.

$$\frac{1}{9} \div 6 = \underline{\hspace{2cm}}$$

5.

$$\frac{1}{3} \div 4 = \underline{\hspace{2cm}}$$

6.

$$\frac{1}{4} \div 8 = \underline{\hspace{2cm}}$$



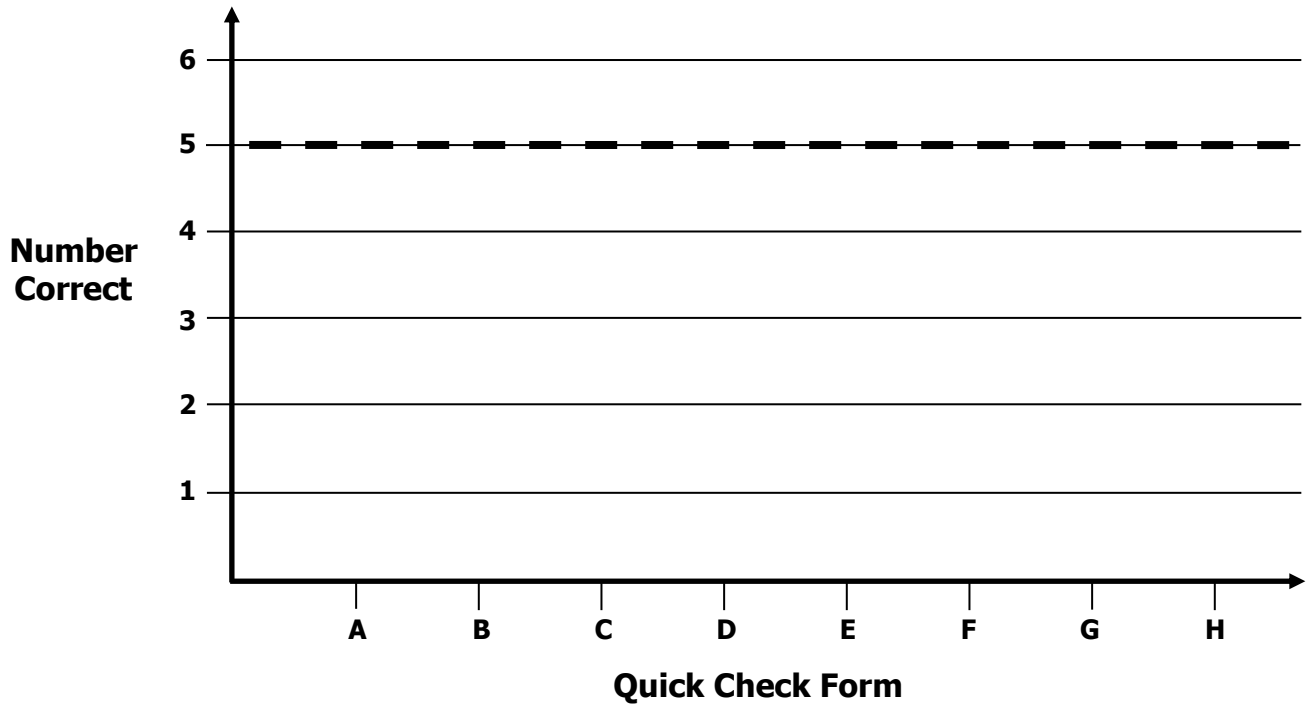
Growth Chart

6th Grade - Readiness Standard 6 - 5.NF.7a

Name _____ Date _____

Learning Target: I will divide a unit fraction by a whole number.

Goal: 5 out of 6 correct



Intervention	Date	Score
Session 1:		
Session 2:		
Session 3:		
Session 4:		
Session 5:		
Session 6:		
Session 7:		
Session 8:		

Learning Target: I will divide a unit fraction by a whole number

Session 2: Guided Practice (We Do)

Materials:

- Templates for Squares (2 sheets per student)
- 1 yellow and 1 blue highlighter per student

We Do Together: (Teacher Actions)

- Restate each division problem based on your conceptual understanding.
- Fold and highlight fraction squares to find each answer.

1. $\frac{1}{3} \div 4$	2. $\frac{1}{4} \div 2$
3. $\frac{1}{3} \div 3$	4. $\frac{1}{2} \div 3$

You Do Together: (As a class, or in small groups)

- Students take turns leading to divide unit fractions by whole numbers.

5. $\frac{1}{4} \div 4$	6. $\frac{1}{3} \div 2$
7. $\frac{1}{2} \div 2$	8. $\frac{1}{4} \div 3$



Quick Check - Form B

6th Grade - Readiness Standard 6 - 5.NF.7a

Name _____ Date _____

Learning Target: I will divide a unit fraction by a whole number.

Directions: Write the answer to each problem. (Work time: 4 minutes)

1.

$$\frac{1}{4} \div 3 = \underline{\hspace{2cm}}$$

2.

$$\frac{1}{6} \div 4 = \underline{\hspace{2cm}}$$

3.

$$\frac{1}{5} \div 7 = \underline{\hspace{2cm}}$$

4.

$$\frac{1}{10} \div 5 = \underline{\hspace{2cm}}$$

5.

$$\frac{1}{4} \div 2 = \underline{\hspace{2cm}}$$

6.

$$\frac{1}{8} \div 4 = \underline{\hspace{2cm}}$$


Learning Target: I will divide a unit fraction by a whole number

Session 3: Guided Practice (We Do)


We Do Together: (Teacher Actions)

- Restate each division problem based on your conceptual understanding.
Example: 1 fourth equally divided 2 ways
- Use the square guide to help you draw each problem.


1. $\frac{1}{4} \div 2 =$ _____




2. $\frac{1}{6} \div 3 =$ _____



3. $\frac{1}{3} \div 4 =$ _____



4. $\frac{1}{8} \div 6 =$ _____



Learning Target: I will divide a unit fraction by a whole number

Session 3: Guided Practice (We Do - Continued)

You Do Together: (As a class, or in small groups)

- Students take turns leading to divide unit fractions by whole numbers.

5. $\frac{1}{3} \div 6 =$ _____

6. $\frac{1}{2} \div 3 =$ _____

7. $\frac{1}{4} \div 8 =$ _____

8. $\frac{1}{8} \div 2 =$ _____



Quick Check - Form C

6th Grade - Readiness Standard 6 - 5.NF.7a

Name _____ Date _____

Learning Target: I will divide a unit fraction by a whole number.

Directions: Write the answer to each problem. (Work time: 4 minutes)

1.

$$\frac{1}{5} \div 2 = \underline{\hspace{2cm}}$$

2.

$$\frac{1}{4} \div 5 = \underline{\hspace{2cm}}$$

3.

$$\frac{1}{7} \div 4 = \underline{\hspace{2cm}}$$

4.

$$\frac{1}{10} \div 2 = \underline{\hspace{2cm}}$$

5.

$$\frac{1}{5} \div 10 = \underline{\hspace{2cm}}$$

6.

$$\frac{1}{9} \div 3 = \underline{\hspace{2cm}}$$

Learning Target: I will divide a unit fraction by a whole number

Session 4: Guided Practice (We Do)

We Do Together: (Teacher Actions)

- Fold your paper to hide the math drawings. Then, multiply to find the answer to each division problem.
- Unfold your paper to check if your answer is correct.

	Divide Using Multiplication	Check Your Work
1. $\frac{1}{4} \div 2 =$		
2. $\frac{1}{6} \div 3 =$		
3. $\frac{1}{3} \div 4 =$		
4. $\frac{1}{8} \div 6 =$		

Learning Target: I will divide a unit fraction by a whole number

Session 4: Guided Practice (We Do - Continued)

You Do Together: (As a class, or in small groups)

- Students take turns leading to divide using multiplication.

	Divide Using Multiplication	Check Your Work
5. $\frac{1}{4} \div 3 =$		
6. $\frac{1}{6} \div 2 =$		
7. $\frac{1}{3} \div 3 =$		
8. $\frac{1}{8} \div 4 =$		



Quick Check - Form D

6th Grade - Readiness Standard 6 - 5.NF.7a

Name _____ Date _____

Learning Target: I will divide a unit fraction by a whole number.

Directions: Write the answer to each problem. (Work time: 4 minutes)

1.

$$\frac{1}{2} \div 6 = \underline{\hspace{2cm}}$$

2.

$$\frac{1}{5} \div 3 = \underline{\hspace{2cm}}$$

3.

$$\frac{1}{8} \div 9 = \underline{\hspace{2cm}}$$

4.

$$\frac{1}{6} \div 8 = \underline{\hspace{2cm}}$$

5.

$$\frac{1}{4} \div 6 = \underline{\hspace{2cm}}$$

6.

$$\frac{1}{2} \div 10 = \underline{\hspace{2cm}}$$


Learning Target: I will divide a unit fraction by a whole number

Session 5: Guided Practice (We Do)


We Do Together: (Teacher Actions)

- Restate each division problem based on your conceptual understanding.
Example: 1 fourth equally divided 2 ways
- Use the square guide to help you draw each problem.


1. $\frac{1}{4} \div 3 =$ _____




2. $\frac{1}{6} \div 2 =$ _____



3. $\frac{1}{3} \div 6 =$ _____



4. $\frac{1}{8} \div 4 =$ _____



Learning Target: I will divide a unit fraction by a whole number

Session 5: Guided Practice (We Do - Continued)

You Do Together: (As a class, or in small groups)

- Students take turns leading to divide unit fractions by whole numbers.

5. $\frac{1}{3} \div 4 =$ _____

6. $\frac{1}{2} \div 5 =$ _____

7. $\frac{1}{4} \div 6 =$ _____

8. $\frac{1}{8} \div 3 =$ _____



Quick Check - Form E

6th Grade - Readiness Standard 6 - 5.NF.7a

Name _____ Date _____

Learning Target: I will divide a unit fraction by a whole number.

Directions: Write the answer to each problem. (Work time: 4 minutes)

1.

$$\frac{1}{4} \div 5 = \underline{\hspace{2cm}}$$

2.

$$\frac{1}{8} \div 4 = \underline{\hspace{2cm}}$$

3.

$$\frac{1}{6} \div 2 = \underline{\hspace{2cm}}$$

4.

$$\frac{1}{9} \div 6 = \underline{\hspace{2cm}}$$

5.

$$\frac{1}{3} \div 4 = \underline{\hspace{2cm}}$$

6.

$$\frac{1}{4} \div 8 = \underline{\hspace{2cm}}$$


Learning Target: I will divide a unit fraction by a whole number

Session 6: Guided Practice (We Do)


We Do Together: (Teacher Actions)

- Restate each division problem based on your conceptual understanding.
Example: 1 fourth equally divided 2 ways
- Use the square guide to help you draw each problem.


1. $\frac{1}{3} \div 2 =$ _____




2. $\frac{1}{8} \div 3 =$ _____



3. $\frac{1}{6} \div 4 =$ _____



4. $\frac{1}{2} \div 6 =$ _____




Learning Target: I will divide a unit fraction by a whole number

Session 6: Guided Practice (We Do - Continued)


You Do Together: (As a class, or in small groups)

- Students take turns leading to divide unit fractions by whole numbers.


5. $\frac{1}{8} \div 6 =$ _____




6. $\frac{1}{4} \div 3 =$ _____



7. $\frac{1}{3} \div 8 =$ _____



8. $\frac{1}{6} \div 4 =$ _____





Quick Check - Form F

6th Grade - Readiness Standard 6 - 5.NF.7a

Name _____ Date _____

Learning Target: I will divide a unit fraction by a whole number.

Directions: Write the answer to each problem. (Work time: 4 minutes)

1.

$$\frac{1}{4} \div 3 = \underline{\hspace{2cm}}$$

2.

$$\frac{1}{6} \div 4 = \underline{\hspace{2cm}}$$

3.

$$\frac{1}{5} \div 7 = \underline{\hspace{2cm}}$$

4.

$$\frac{1}{10} \div 5 = \underline{\hspace{2cm}}$$

5.

$$\frac{1}{4} \div 2 = \underline{\hspace{2cm}}$$

6.

$$\frac{1}{8} \div 4 = \underline{\hspace{2cm}}$$

Learning Target: I will divide a unit fraction by a whole number

Session 7: Guided Practice (We Do)

We Do Together: (Teacher Actions)

- Restate each fraction multiplication problem based on your conceptual understanding.
Example: 1 third equally divided 2 ways?
- Multiply to find the answer to each division problem. Then, sketch the division problem to check your answer.

1. $\frac{1}{3} \div 4 =$ _____

2. $\frac{1}{8} \div 2 =$ _____

3. $\frac{1}{6} \div 3 =$ _____

4. $\frac{1}{2} \div 5 =$ _____

Learning Target: I will divide a unit fraction by a whole number

Session 7: Guided Practice (We Do - Continued)

You Do Together: (As a class, or in small groups)

- Students take turns leading to restating each division problem. Then, multiply to find the answer to each division problem and sketch the original problem to check your answer.

5. $\frac{1}{8} \div 3 =$ _____

6. $\frac{1}{4} \div 4 =$ _____

7. $\frac{1}{3} \div 5 =$ _____

8. $\frac{1}{6} \div 3 =$ _____



Quick Check - Form G

6th Grade - Readiness Standard 6 - 5.NF.7a

Name _____ Date _____

Learning Target: I will divide a unit fraction by a whole number.

Directions: Write the answer to each problem. (Work time: 4 minutes)

1.

$$\frac{1}{5} \div 2 = \underline{\hspace{2cm}}$$

2.

$$\frac{1}{4} \div 5 = \underline{\hspace{2cm}}$$

3.

$$\frac{1}{7} \div 4 = \underline{\hspace{2cm}}$$

4.

$$\frac{1}{10} \div 2 = \underline{\hspace{2cm}}$$

5.

$$\frac{1}{5} \div 10 = \underline{\hspace{2cm}}$$

6.

$$\frac{1}{9} \div 3 = \underline{\hspace{2cm}}$$


Learning Target: I will divide a unit fraction by a whole number

Session 8: Guided Practice (We Do)


We Do Together: (Teacher Actions)

- Restate each fraction multiplication problem based on your conceptual understanding.
Example: 1 third equally divided 2 ways?
- Multiply to find the answer to each division problem. Then, sketch the division problem to check your answer.


1. $\frac{1}{4} \div 2 =$ _____




2. $\frac{1}{5} \div 3 =$ _____



3. $\frac{1}{6} \div 4 =$ _____



4. $\frac{1}{7} \div 5 =$ _____




Learning Target: I will divide a unit fraction by a whole number

Session 8: Guided Practice (We Do - Continued)


You Do Together: (As a class, or in small groups)

- Students take turns leading to restating each division problem. Then, multiply to find the answer to each division problem and sketch the original problem to check your answer.


5. $\frac{1}{6} \div 4 =$ _____




6. $\frac{1}{3} \div 5 =$ _____



7. $\frac{1}{8} \div 2 =$ _____



8. $\frac{1}{5} \div 6 =$ _____





Quick Check - Form H

6th Grade - Readiness Standard 6 - 5.NF.7a

Name _____ Date _____

Learning Target: I will divide a unit fraction by a whole number.

Directions: Write the answer to each problem. (Work time: 4 minutes)

1.

$$\frac{1}{2} \div 6 = \underline{\hspace{2cm}}$$

2.

$$\frac{1}{5} \div 3 = \underline{\hspace{2cm}}$$

3.

$$\frac{1}{8} \div 9 = \underline{\hspace{2cm}}$$

4.

$$\frac{1}{6} \div 8 = \underline{\hspace{2cm}}$$

5.

$$\frac{1}{4} \div 6 = \underline{\hspace{2cm}}$$

6.

$$\frac{1}{2} \div 10 = \underline{\hspace{2cm}}$$