



3rd Grade

Tier 2 Intervention Lessons

Readiness Standard 6 - 2.NBT.5a

Learning Target: I will add 2-digit numbers

Readiness for 3.NBT.2a: Add 3-digit numbers

Table of Contents

Session 1: Planning Guide p. 4

Session 1: Re-engagement Lesson Resources p. 5-13

Sessions 2 through 8: Planning Guide p.14

Sessions 2 through 8: Lesson Resources p. 15-49

Independent Practice Game: “Build the Greater Sum” p. 50-52

Classroom Poster: Questions for Solving Word Problems p. 53

Tier 1 Support Classroom Poster: Steps for Solving Word Problems p. 54

IES Recommendations for Tier 2 and 3 intervention lessons:

2. Instructional materials for students receiving interventions should focus intensely on in-depth treatment of whole numbers in kindergarten through grade 5 and on rational numbers in grades 4 through 8. These materials should be selected by committee.	Low
3. Instruction during the intervention should be explicit and systematic. This includes providing models of proficient problem solving, verbalization of thought processes, guided practice, corrective feedback, and frequent cumulative review.	Strong
4. Interventions should include instruction on solving word problems that is based on common underlying structures.	Strong
5. Intervention materials should include opportunities for students to work with visual representations of mathematical ideas and interventionists should be proficient in the use of visual representations of mathematical ideas.	Moderate
6. Interventions at all grade levels should devote about 10 minutes in each session to building fluent retrieval of basic arithmetic facts.	Moderate
7. Monitor the progress of students receiving supplemental instruction and other students who are at risk.	Low
8. Include motivational strategies in tier 2 and tier 3 interventions.	Low

(Institute of Educational Sciences, Assisting Students Struggling with Mathematics: Response to Intervention (RtI) for Elementary and Middle Schools, 2009, p. 6)

Gradual release of responsibility model

Teacher Responsibility

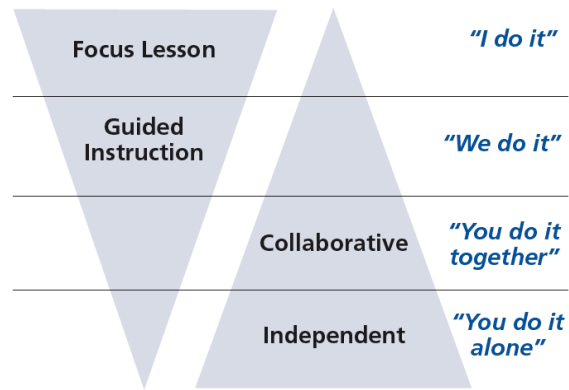


Figure 1

[\(Dr. Douglas Fisher, Effective Use of the Gradual Release of Responsibility Model\)](#)



Planning Guide: Session 1

3rd Grade - Readiness Standard 6 - 2.NBT.5a

Learning Target: I will add 2-digit numbers

Readiness for adding 3-digit numbers

Recommended Actions	
Beginning <i>(15 min.)</i>	<p><u>Review</u> the readiness standard with the intervention group using the Guided Review</p> <ul style="list-style-type: none"> ○ Introduce the learning target and why it is important for future learning ○ Read each question on the Guided Review and ask students to share what they remember from the previous school year.
Middle <i>(5 min.)</i>	<ul style="list-style-type: none"> ➤ Ask students to <u>reflect</u> on their progress towards the learning target <ul style="list-style-type: none"> ○ What did I remember about the learning target? ○ What did I learn today about the learning target? ○ How confident do I feel about doing the learning target on my own?
End <i>(10 min.)</i>	<ul style="list-style-type: none"> ➤ <u>Assess</u> each student’s progress using Quick Check – Form A ➤ Guide students to self-correct their Quick Check – Form A ➤ Guide students to <u>chart their progress</u> by recording the date and Quick Check score in their Growth Chart ➤ Collect each student’s Quick Check and Growth Chart
After	<ul style="list-style-type: none"> ➤ Create sub-groups to differentiate the middle of sessions 2 through 8 <ul style="list-style-type: none"> ○ Group 1 – Include students who <u>did not</u> meet the learning goal ○ Group 2 – Include students who met or exceeded the learning goal



3rd Grade Fall Guided Review

Readiness Standard 6 - 2.NBT.5a

Name _____ Date _____

Learning Target: I will add 2-digit numbers.

1.

$$\begin{array}{r} 67 \\ + 22 \\ \hline \end{array}$$

2.

$$39 + 27 = \underline{\quad}$$



3rd Grade Fall Guided Review

Readiness Standard 6 - 2.NBT.5a (continued)

3.

$$\begin{array}{r} 73 \\ + 45 \\ \hline \end{array}$$



3rd Grade Winter Guided Review

Readiness Standard 6 - 2.NBT.5a

Name _____ Date _____

Learning Target: I will add 2-digit numbers.

1.

$$\begin{array}{r} 56 \\ + 42 \\ \hline \end{array}$$

2.

$$48 + 26 = \underline{\quad}$$



3rd Grade Winter Guided Review

Readiness Standard 6 - 2.NBT.5a (continued)

3.

$$\begin{array}{r} 85 \\ + 43 \\ \hline \end{array}$$



3rd Grade Spring Guided Review

Readiness Standard 6 - 2.NBT.5a

Name _____ Date _____

Learning Target: I will add 2-digit numbers.

1.

$$\begin{array}{r} 65 \\ + 14 \\ \hline \end{array}$$

2.

$$57 + 29 = \underline{\quad}$$



3rd Grade Spring Guided Review

Readiness Standard 6 - 2.NBT.5a (continued)

3.

$$\begin{array}{r} 74 \\ + 62 \\ \hline \end{array}$$



Session 1: Self-Reflection

3rd Grade - Readiness Standard 6 - 2.NBT.5a

Learning Target: I will add 2-digit numbers

Briefly discuss student responses

- What did I remember about adding 2-digit numbers?

- What did I learn today about adding 2-digit numbers?

- How confident do I feel about adding 2-digit numbers on my own?
(Thumbs up, down, or sideways)



Quick Check - Form A

3rd Grade - Readiness Standard 6 - 2.NBT.5a

Name _____ Date _____

Learning Target: I will add 2-digit numbers.

Directions: Write the answer to each problem. (Work time: 3 minutes)

1.

$$\begin{array}{r} 57 \\ + 12 \\ \hline \end{array}$$

2.

$$49 + 38 = \underline{\quad}$$

3.

$$75 + 84 = \underline{\quad}$$

4.

$$\begin{array}{r} 48 \\ + 96 \\ \hline \end{array}$$



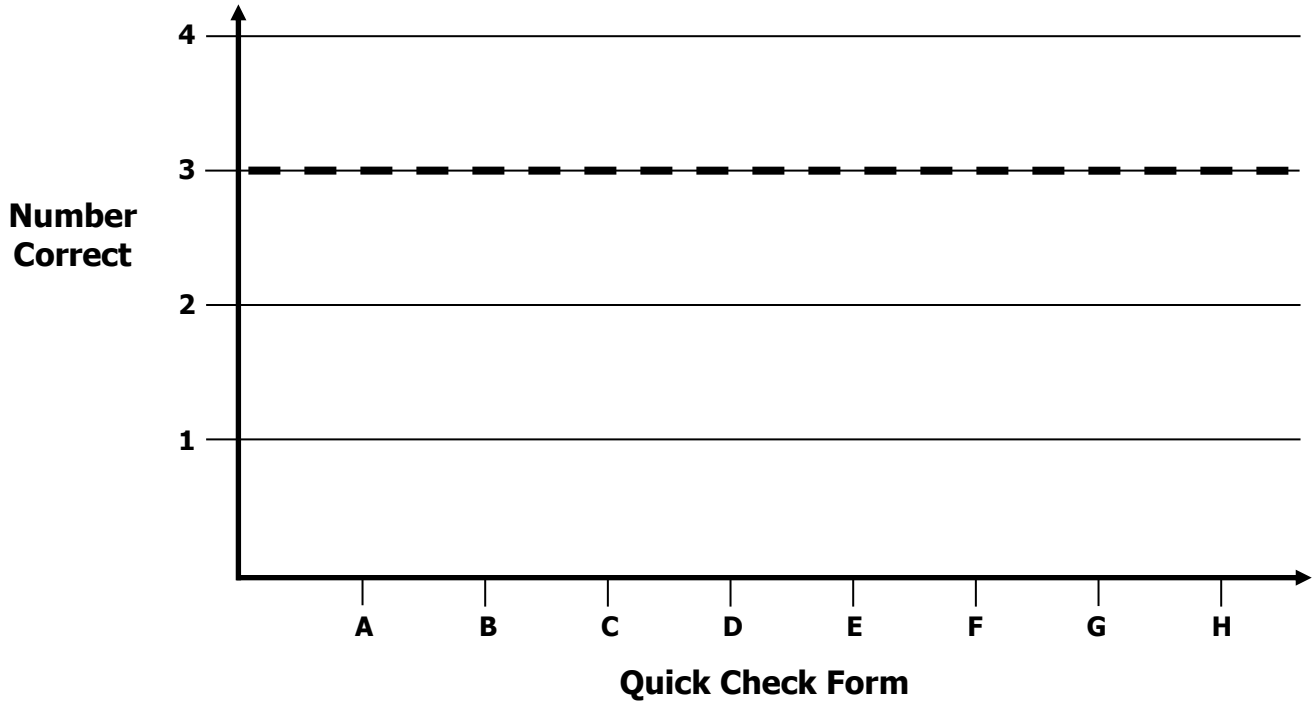
Growth Chart

3rd Grade - Readiness Standard 6 - 2.NBT.5a

Name _____ Date _____

Learning Target: I will add 2-digit numbers.

Goal: 3 out of 4 correct



Intervention	Date	Score
Session 1:		
Session 2:		
Session 3:		
Session 4:		
Session 5:		
Session 6:		
Session 7:		
Session 8:		



Planning Guide: Sessions 2 Through 8

3rd Grade - Readiness Standard 6 - 2.NBT.5a

Learning Target: I will add 2-digit numbers

Readiness for adding 3-digit numbers

Recommended Actions			
Beginning (5 min.)	<ul style="list-style-type: none"> ➤ Review the learning target with the whole group and ask each student to set a goal. 		
Middle (15 min.)	<table border="1" style="width: 100%; border-collapse: collapse;"> <tr> <td style="width: 50%; vertical-align: top;"> <p>Group 1: Students who scored below the learning goal on the previous Quick Check.</p> <ul style="list-style-type: none"> ➤ Model solving a word problem – “I do” ➤ Guided Practice – “We do” <p>Session 2: Add 2-digit numbers using base-ten blocks and place-value cards</p> <p>Session 3: Add 2-digit numbers using base-ten drawings and showing sub-totals</p> <p>Session 4: Add 2-digit numbers using place-value understanding and showing sub-totals</p> </td> <td style="width: 50%; vertical-align: top;"> <p>Group 2: <i>(Students who met the learning goal)</i></p> <ul style="list-style-type: none"> ➤ Independent practice – “You do alone” <p>Activity 1: <i>“Build the Greater Sum”</i></p> <p style="text-align: center;"><i>(Look for additional activities in 2nd grade core instruction resources.)</i></p> </td> </tr> </table>	<p>Group 1: Students who scored below the learning goal on the previous Quick Check.</p> <ul style="list-style-type: none"> ➤ Model solving a word problem – “I do” ➤ Guided Practice – “We do” <p>Session 2: Add 2-digit numbers using base-ten blocks and place-value cards</p> <p>Session 3: Add 2-digit numbers using base-ten drawings and showing sub-totals</p> <p>Session 4: Add 2-digit numbers using place-value understanding and showing sub-totals</p>	<p>Group 2: <i>(Students who met the learning goal)</i></p> <ul style="list-style-type: none"> ➤ Independent practice – “You do alone” <p>Activity 1: <i>“Build the Greater Sum”</i></p> <p style="text-align: center;"><i>(Look for additional activities in 2nd grade core instruction resources.)</i></p>
<p>Group 1: Students who scored below the learning goal on the previous Quick Check.</p> <ul style="list-style-type: none"> ➤ Model solving a word problem – “I do” ➤ Guided Practice – “We do” <p>Session 2: Add 2-digit numbers using base-ten blocks and place-value cards</p> <p>Session 3: Add 2-digit numbers using base-ten drawings and showing sub-totals</p> <p>Session 4: Add 2-digit numbers using place-value understanding and showing sub-totals</p>	<p>Group 2: <i>(Students who met the learning goal)</i></p> <ul style="list-style-type: none"> ➤ Independent practice – “You do alone” <p>Activity 1: <i>“Build the Greater Sum”</i></p> <p style="text-align: center;"><i>(Look for additional activities in 2nd grade core instruction resources.)</i></p>		
End (10 min.)	<ul style="list-style-type: none"> ➤ Bring the students back together. ➤ Ask students to reflect on their progress towards the learning target <ul style="list-style-type: none"> ○ What did I learn today about comparing numbers? ○ How confident do you feel about comparing numbers on my own? (Thumbs up, down, or sideways) ➤ Assess each student’s progress using the next Quick Check form ➤ Guide students to self-correct their Quick Check ➤ Guide students to chart their progress in their Growth Chart <ul style="list-style-type: none"> ○ If not using Delta Math lessons, record the activity in the table ➤ Collect each student’s Quick Check and Growth Chart 		
After	<ul style="list-style-type: none"> ➤ Regroup students to differentiate the middle of sessions 3 through 8 <ul style="list-style-type: none"> ○ Promote students who met the learning goal to group 2 ○ Exit students who met the learning goal for a third time ➤ Problem solve with a team to plan additional support for students who did not exit 		



Session 2: Modeling (I Do)

3rd Grade - Readiness Standard 6 - 2.NBT.5a

Learning Target: I will add 2-digit numbers

Readiness for adding 3-digit numbers

Genevieve and Caroline collected sea shells at the beach. Genevieve collected 35 sea shells and Caroline collected 27 sea shells. How many sea shells did they collect altogether?



Session 2: Modeling (I Do - Teacher Notes)

3rd Grade - Readiness Standard 6 - 2.NBT.5a

Learning Target: I will add 2-digit numbers

Readiness for adding 3-digit numbers

Genevieve and Caroline collected sea shells at the beach. Genevieve collected 35 sea shells and Caroline collected 27 sea shells. How many sea shells did they collect altogether?

I am going to think aloud to model solving this problem.

Your job is to watch, listen, think and ask questions.

First, it is important to know what the problem is about.

The problem is about Genevieve and Caroline collecting sea shells at the beach.

Second, I need to determine what I need to find.

I need to find the total number of sea shells they collected together.

Third, I need to determine what I know.

I know that Genevieve collected 35 sea shells and Caroline collected 27 sea shells.

Fourth, I need to figure out what I can try.

I am going to try using base-ten blocks and place-value cards to help me find the total number of sea shells.

I will begin by representing Genevieve’s 35 sea shells using 3 tens and 5 ones.
(Build the number 35 with place-value blocks and cards.)

Next, I will represent Caroline’s 27 sea shells using 2 tens and 7 ones.
(Build the number 27 with base-ten blocks and place-value cards.)

Now, I have to add them together to find the total of the two parts.
(Set the plus sign “+” to the left of the 27. Then slide the tens down into one group and the ones down into another group.)

The total includes 5 tens...which equals 50...and 12 ones...which equals 1 ten and 2 ones. (Set the 50, 10 and 2 cards underneath the blocks.)

The 6 tens can be combined to make 60. (Set the 60 card underneath)

And, the 2 more ones makes 62 (set the 2 card to show 62).

Last, I need to make sure that my answer makes sense.

I found that Genevieve and Caroline collected a total of 62 sea shells at the beach. It makes sense because I built each number of shells with base-ten blocks and combined them to see a total of 6 tens and 2 extra ones.

Place-Value Cards (1 → 100)

1	6	2	0	6	0	
2	7	3	0	7	0	
3	8	4	0	8	0	
4	9	5	0	9	0	
5	1	0	1	0	0	
<	>	=	+	-	x	÷
Less Than	Greater Than	Equal to				



Name _____ Date _____

Learning Target: I will add 2-digit numbers

3rd Grade - Readiness Standard 6 - 2.NBT.5a

Session 2: Guided Practice (We Do)

Materials:

- Base-Ten Blocks (20 tens and 20 ones)
- Place-value Cards (2 sets)

We Do Together: (Teacher Actions)

- Say the addition problem and write the answer if you know it.
- Use base-ten blocks and place-value cards to add the numbers or check your work.

1. $37 + 45$	2. $15 + 62$
3. $83 + 39$	4. $45 + 71$

You Do Together: (As a class, or in small groups)

- Students take turns leading and repeat the steps to add 2-digit numbers.

5. $53 + 28$	6. $26 + 49$
7. $67 + 25$	8. $85 + 52$
9. $74 + 68$	10. $36 + 67$



Session 2: Self-Reflection

3rd Grade - Readiness Standard 6 - 2.NBT.5a

Learning Target: I will add 2-digit numbers

Briefly discuss student responses

- What did I learn today about adding 2-digit numbers?

- How confident do I feel about adding 2-digit numbers on my own?
(Thumbs up, down, or sideways)



Quick Check - Form B

3rd Grade - Readiness Standard 6 - 2.NBT.5a

Name _____ Date _____

Learning Target: I will add 2-digit numbers.

Directions: Write the answer to each problem. (Work time: 3 minutes)

1.

$$\begin{array}{r} 45 \\ + 27 \\ \hline \end{array}$$

2.

$$62 + 17 = \underline{\quad}$$

3.

$$36 + 87 = \underline{\quad}$$

4.

$$\begin{array}{r} 72 \\ + 56 \\ \hline \end{array}$$



Session 3: Modeling (I Do)

3rd Grade - Readiness Standard 6 - 2.NBT.5a

Learning Target: I will add 2-digit numbers

3rd Grade - Readiness Standard 6 - 2.NBT.5a

Kristin and Christopher were partners in a push-up competition. Kristin did 47 push-ups in a row and Christopher did 39 push-ups in a row. How many total push-ups in a row did they complete as a team?



Session 3: Modeling (I Do - Teacher Notes)

3rd Grade - Readiness Standard 6 - 2.NBT.5a

Learning Target: I will add 2-digit numbers

3rd Grade - Readiness Standard 6 - 2.NBT.5a

Kristin and Christopher were partners in a push-up competition. Kristin did 47 push-ups in a row and Christopher did 39 push-ups in a row. How many total push-ups in a row did they complete as a team?

I am going to think aloud to model solving this problem.

Your job is to watch, listen, think and ask questions.

First, it is important to know what the problem is about.

The problem is about Kristin and Christopher competing in a push-up competition.

Second, I need to determine what I need to find.

I need to find how many push-ups in a row they completed as a team.

Third, I need to determine what I know.

I know that Kristin did 47 push-ups and Christopher did 39 push-ups.

Fourth, I need to figure out what I can try.

I am going to try making base-ten drawings to help me find the total number of push-ups.

I will begin by writing and drawing what I know...Kristin did 47 push-ups that can be drawn as 4 tens and 7 ones. (Write, label and draw Kristin's 47 push-ups.)

And, Christopher did 39 push-ups that can be drawn with 3 tens and 9 ones. (Write, label and draw Christopher's 39 push-ups.)

Since I need to find the total, I will write a plus sign and a line underneath the 39. (Write the + sign and line.)

To find the total number of ones, I will make a ten to help me count. 9 and 1 makes 10. (Circle and label 10 ones.)

I see 6 more ones for a total of 16 ones. (Point to the group of 10 and 6 more ones)

I will write the 16 ones as 1 ten and 6 ones. (Write 16 under the original problem as the first sub-total.)

Next, I need to find the total number of tens...I see 4 tens and 3 tens...(point to the tens)...there are 7 tens total.

7 tens is equal to 70...which I will write as 7 tens and 0 ones. (Write 70 underneath the 16 as the 2nd sub-total.)

Last, I need to combine the totals of ones and tens. (Point to the 16 and 70)

6 ones plus 0 ones (Point to the digits 6 and 0) is equal to 6 ones. (Write the 6 in the one's place of the answer.)

And, 1 ten plus 7 tens (Point to the digits 1 and 7) is equal to 8 tens., (Write the 8 in the ten's place of the answer.)

8 tens and 6 ones (Point to the digits 8 and 6) is equal to 86.

	Push-ups	
Kristin	47	
Christopher	+ 39	
	16	
	70	
	86	

Last, I need to make sure that my answer makes sense.

I found that Kristin and Christopher did a total of 86 push-ups in a row. It makes sense because I made a math drawing of each number of push-ups and combined them to see a total of 8 tens and 6 extra ones.



Name _____ Date _____

Learning Target: I will add 2-digit numbers

3rd Grade - Readiness Standard 6 - 2.NBT.5a

Session 3: Guided Practice (We Do)

We Do Together: (Teacher Actions)

- Say the addition problem and write the answer if you know it.
- Use base-ten drawings and show sub-totals to add the numbers or check your work.

1.

$$\begin{array}{r} 39 \\ + 54 \\ \hline \end{array}$$

2.

$$\begin{array}{r} 53 \\ + 28 \\ \hline \end{array}$$

3.

$$\begin{array}{r} 45 \\ + 79 \\ \hline \end{array}$$



Name _____ Date _____

Learning Target: I will add 2-digit numbers

3rd Grade - Readiness Standard 6 - 2.NBT.5a

Session 3: Guided Practice (We Do - Continued)

You Do Together: (As a class, or in small groups)

- Students take turns leading to add 2-digit numbers.

4.

$$\begin{array}{r} 54 \\ + 27 \\ \hline \end{array}$$

5.

$$\begin{array}{r} 36 \\ + 47 \\ \hline \end{array}$$

6.

$$\begin{array}{r} 74 \\ + 58 \\ \hline \end{array}$$

Learning Target: I will add 2-digit numbers

3rd Grade - Readiness Standard 6 - 2.NBT.5a

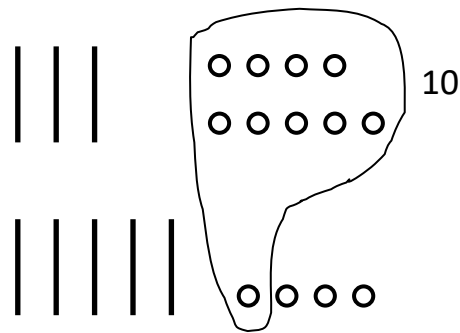
Session 3: Guided Practice *(We Do – Teacher Notes)*

We Do Together: (Teacher Actions)

- Say the addition problem and write the answer if you know it.
- Use base-ten drawings and show sub-totals to add the numbers or check your work.

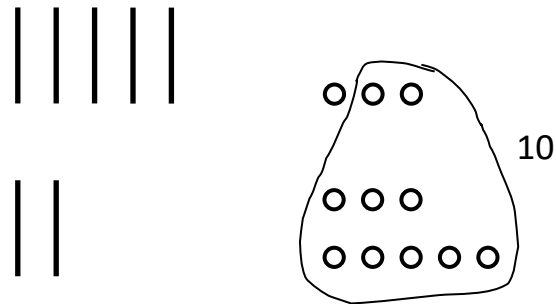
1.

$$\begin{array}{r} 39 \\ + 54 \\ \hline 13 \\ 80 \\ \hline 93 \end{array}$$



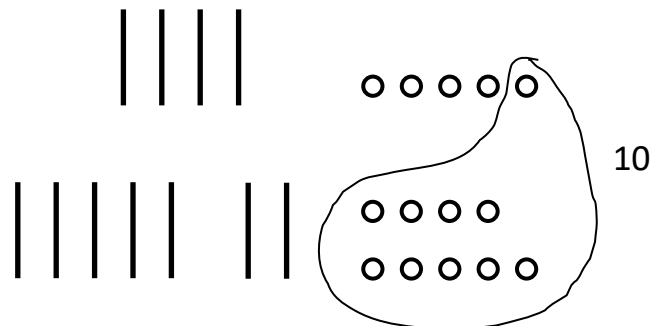
2.

$$\begin{array}{r} 53 \\ + 28 \\ \hline 11 \\ 70 \\ \hline 81 \end{array}$$



3.

$$\begin{array}{r} 45 \\ + 79 \\ \hline 14 \\ 110 \\ \hline 124 \end{array}$$





Session 3: Self-Reflection

3rd Grade - Readiness Standard 6 - 2.NBT.5a

Learning Target: I will add 2-digit numbers

Briefly discuss student responses

- What did I learn today about adding 2-digit numbers?

- How confident do I feel about adding 2-digit numbers on my own?
(Thumbs up, down, or sideways)



Quick Check - Form C

3rd Grade - Readiness Standard 6 - 2.NBT.5a

Name _____ Date _____

Learning Target: I will add 2-digit numbers.

Directions: Write the answer to each problem. (Work time: 3 minutes)

1.

$$\begin{array}{r} 35 \\ + 23 \\ \hline \end{array}$$

2.

$$83 + 45 = \underline{\quad}$$

3.

$$49 + 25 = \underline{\quad}$$

4.

$$\begin{array}{r} 64 \\ + 78 \\ \hline \end{array}$$



Session 4: Modeling (I Do)

3rd Grade - Readiness Standard 6 - 2.NBT.5a

Learning Target: I will add 2-digit numbers

Readiness for adding 3-digit numbers

Delta Elementary School had a walkathon fundraiser. The 3rd grade class walked a total of 46 miles and the 4th grade class walked a total of 39 miles. How many miles did the two classes walk altogether?



Session 4: Modeling (I Do - Teacher Notes)

3rd Grade - Readiness Standard 6 - 2.NBT.5a

Learning Target: I will add 2-digit numbers

Readiness for adding 3-digit numbers

Delta Elementary School had a walkathon fundraiser. The 3rd grade class walked a total of 46 miles and the 4th grade class walked a total of 39 miles. How many miles did the two classes walk altogether?

First, it is important to know what the problem is about.

This problem is about Delta Elementary School's walkathon fundraiser.

Second, I need to determine what I need to find.

I need to find how many miles the two classes walked altogether.

Third, I need to determine what I know.

I know that the 3rd grade class walked a total of 46 miles and the 4th grade class walked a total of 39 miles.

Fourth, I need to figure out what I can try.

This time, I am going to try using my understanding of place value to help me find the total number of miles.

Since I need to find a total, I will begin by writing an addition problem using the information that I know... the 3rd grade class walked 46 miles and the 4th grade class walked 39 miles.

(Write and label the known information.)

To find the total number of ones (Point to the 6 and 9) I will add 6 ones and 9 ones.

This equals 15 ones and I will write it as 1 ten and 5 ones. (Write the digits 1 and 5 in the ones sub-total.)

Next, I need to find the total number of tens...(Point to the digits 4 and 3)

4 tens and 3 tens is 7 tens...which I will write as 7 tens and 0 ones.

(Write the digits 7 and 0 in the tens sub-total.)

Last, I need to combine the totals of the ones and tens.

(Point to the 15 and 70)

5 ones plus 0 ones (Point to the 5 and 0) is equal to 5 ones.

(Write a 5 in the one's place of the answer.)

1 ten plus 7 tens (Point to the digits 1 and 7) is equal to 8 tens.

(Write an 8 in the tens place of the answer.)

	Miles
3 rd Grade	46
4 th Grade	+ 39
	15
	70
	85 miles

(Note: In the original image, a circle is drawn around the 9 in 39, and a line connects it to the 5 in 15. Another line connects the 6 in 46 to the 1 in 15. A '10' is written below the 15, and a '5' is written above the 6 in 46.)

Last, I need to make sure that my answer makes sense.

I found that the 3rd and 4th grade classes walked a total of 85 miles for the fundraiser. It makes sense because I found the total by combining the sub-totals of 15 ones and 7 tens.

Now that we found the answer, I would like to show you how number bonds can help adding the ones digits if that still seems difficult to do in your head. I would draw two bonds attached to the smaller number to help me make ten and some more. The first part of the smaller number needs to make 10 with the larger number...9 plus 1 makes 10. The second part of the smaller number must be 5...and 10 + 5 is 15.

This extra step could help me add the ones until it eventually gets easier in my head with more practice.



Name _____ Date _____

Learning Target: I will add 2-digit numbers

3rd Grade - Readiness Standard 6 - 2.NBT.5a

Session 4: Guided Practice (We Do)

We Do Together: (Teacher Actions)

- Say the addition problem and write the answer if you know it.
- Use sub-totals to add the numbers or check your work.

1. $\begin{array}{r} 27 \\ + 56 \\ \hline \end{array}$	2. $\begin{array}{r} 74 \\ + 29 \\ \hline \end{array}$
3. $\begin{array}{r} 68 \\ + 45 \\ \hline \end{array}$	4. $\begin{array}{r} 36 \\ + 74 \\ \hline \end{array}$



Name _____ Date _____

Learning Target: I will add 2-digit numbers

3rd Grade - Readiness Standard 6 - 2.NBT.5a

Session 4: Guided Practice (We Do - Continued)

You Do Together: (As a class, or in small groups)

- Students take turns leading to add 2-digit numbers.

5. $\begin{array}{r} 35 \\ + 58 \\ \hline \end{array}$	6. $\begin{array}{r} 84 \\ + 52 \\ \hline \end{array}$
7. $\begin{array}{r} 63 \\ + 29 \\ \hline \end{array}$	8. $\begin{array}{r} 46 \\ + 86 \\ \hline \end{array}$
9. $\begin{array}{r} 18 \\ + 57 \\ \hline \end{array}$	10. $\begin{array}{r} 58 \\ + 59 \\ \hline \end{array}$



Session 4: Self-Reflection

3rd Grade - Readiness Standard 6 - 2.NBT.5a

Learning Target: I will add 2-digit numbers

Briefly discuss student responses

- What did I learn today about adding 2-digit numbers?

- How confident do I feel about adding 2-digit numbers on my own?
(Thumbs up, down, or sideways)



Quick Check - Form D

3rd Grade - Readiness Standard 6 - 2.NBT.5a

Name _____ Date _____

Learning Target: I will add 2-digit numbers.

Directions: Write the answer to each problem. (Work time: 3 minutes)

1.

$$\begin{array}{r} 74 \\ + 52 \\ \hline \end{array}$$

2.

$$48 + 76 = \underline{\quad}$$

3.

$$65 + 29 = \underline{\quad}$$

4.

$$\begin{array}{r} 27 \\ + 31 \\ \hline \end{array}$$



Name _____ Date _____

Learning Target: I will add 2-digit numbers

3rd Grade - Readiness Standard 6 - 2.NBT.5a

Session 5: Guided Practice (We Do)

We Do Together: (Teacher Actions)

- Say the addition problem and write the answer if you know it.
- Use base-ten drawings and show sub-totals to add the numbers or check your work.

1.

$$\begin{array}{r} 29 \\ + 65 \\ \hline \end{array}$$

2.

$$\begin{array}{r} 43 \\ + 39 \\ \hline \end{array}$$

3.

$$\begin{array}{r} 56 \\ + 68 \\ \hline \end{array}$$



Name _____ Date _____

Learning Target: I will add 2-digit numbers

3rd Grade - Readiness Standard 6 - 2.NBT.5a

Session 5: Guided Practice (We Do - Continued)

You Do Together: (As a class, or in small groups)

- Students take turns leading to add 2-digit numbers.

4.

$$\begin{array}{r} 65 \\ + 29 \\ \hline \end{array}$$

5.

$$\begin{array}{r} 48 \\ + 37 \\ \hline \end{array}$$

6.

$$\begin{array}{r} 84 \\ + 49 \\ \hline \end{array}$$



Session 5: Self-Reflection

3rd Grade - Readiness Standard 6 - 2.NBT.5a

Learning Target: I will add 2-digit numbers

Briefly discuss student responses

- What did I learn today about adding 2-digit numbers?

- How confident do I feel about adding 2-digit numbers on my own?
(Thumbs up, down, or sideways)



Quick Check - Form E

3rd Grade - Readiness Standard 6 - 2.NBT.5a

Name _____ Date _____

Learning Target: I will add 2-digit numbers.

Directions: Write the answer to each problem. (Work time: 3 minutes)

1.

$$\begin{array}{r} 57 \\ + 12 \\ \hline \end{array}$$

2.

$$49 + 38 = \underline{\quad}$$

3.

$$75 + 84 = \underline{\quad}$$

4.

$$\begin{array}{r} 48 \\ + 96 \\ \hline \end{array}$$



Name _____ Date _____

Learning Target: I will add 2-digit numbers

3rd Grade - Readiness Standard 6 - 2.NBT.5a

Session 6: Guided Practice (We Do)

We Do Together: (Teacher Actions)

- Say the addition problem and write the answer if you know it.
- Use base-ten drawings and show sub-totals to add the numbers or check your work.

1.

$$\begin{array}{r} 48 \\ + 54 \\ \hline \end{array}$$

2.

$$\begin{array}{r} 65 \\ + 27 \\ \hline \end{array}$$

3.

$$\begin{array}{r} 39 \\ + 76 \\ \hline \end{array}$$



Name _____ Date _____

Learning Target: I will add 2-digit numbers

3rd Grade - Readiness Standard 6 - 2.NBT.5a

Session 6: Guided Practice (We Do - Continued)

You Do Together: (As a class, or in small groups)

- Students take turns leading to add 2-digit numbers.

4.

$$\begin{array}{r} 48 \\ + 37 \\ \hline \end{array}$$

5.

$$\begin{array}{r} 29 \\ + 57 \\ \hline \end{array}$$

6.

$$\begin{array}{r} 64 \\ + 57 \\ \hline \end{array}$$



Session 6: Self-Reflection

3rd Grade - Readiness Standard 6 - 2.NBT.5a

Learning Target: I will add 2-digit numbers

Briefly discuss student responses

- What did I learn today about adding 2-digit numbers?

- How confident do I feel about adding 2-digit numbers on my own?
(Thumbs up, down, or sideways)



Quick Check - Form F

3rd Grade - Readiness Standard 6 - 2.NBT.5a

Name _____ Date _____

Learning Target: I will add 2-digit numbers.

Directions: Write the answer to each problem. (Work time: 3 minutes)

1.

$$\begin{array}{r} 45 \\ + 27 \\ \hline \end{array}$$

2.

$$62 + 17 = \underline{\quad}$$

3.

$$36 + 87 = \underline{\quad}$$

4.

$$\begin{array}{r} 72 \\ + 56 \\ \hline \end{array}$$



Name _____ Date _____

Learning Target: I will add 2-digit numbers

3rd Grade - Readiness Standard 6 - 2.NBT.5a

Session 7: Guided Practice (We Do)

We Do Together: (Teacher Actions)

- Say the addition problem and write the answer if you know it.
- Use sub-totals to add the numbers or check your work.

1. $\begin{array}{r} 28 \\ + 65 \\ \hline \end{array}$	2. $\begin{array}{r} 76 \\ + 38 \\ \hline \end{array}$
3. $\begin{array}{r} 63 \\ + 49 \\ \hline \end{array}$	4. $\begin{array}{r} 37 \\ + 86 \\ \hline \end{array}$



Name _____ Date _____

Learning Target: I will add 2-digit numbers

3rd Grade - Readiness Standard 6 - 2.NBT.5a

Session 7: Guided Practice (We Do - Continued)

You Do Together: (As a class, or in small groups)

- Students take turns leading to add 2-digit numbers.

5.

$$\begin{array}{r} 25 \\ + 49 \\ \hline \end{array}$$

6.

$$\begin{array}{r} 83 \\ + 42 \\ \hline \end{array}$$

7.

$$\begin{array}{r} 73 \\ + 28 \\ \hline \end{array}$$

8.

$$\begin{array}{r} 39 \\ + 79 \\ \hline \end{array}$$

9.

$$\begin{array}{r} 29 \\ + 67 \\ \hline \end{array}$$

10.

$$\begin{array}{r} 64 \\ + 58 \\ \hline \end{array}$$



Session 7: Self-Reflection

3rd Grade - Readiness Standard 6 - 2.NBT.5a

Learning Target: I will add 2-digit numbers

Briefly discuss student responses

- What did I learn today about adding 2-digit numbers?

- How confident do I feel about adding 2-digit numbers on my own?
(Thumbs up, down, or sideways)



Quick Check - Form G

3rd Grade - Readiness Standard 6 - 2.NBT.5a

Name _____ Date _____

Learning Target: I will add 2-digit numbers.

Directions: Write the answer to each problem. (Work time: 3 minutes)

1.

$$\begin{array}{r} 35 \\ + 23 \\ \hline \end{array}$$

2.

$$83 + 45 = \underline{\quad}$$

3.

$$49 + 25 = \underline{\quad}$$

4.

$$\begin{array}{r} 64 \\ + 78 \\ \hline \end{array}$$



Name _____ Date _____

Learning Target: I will add 2-digit numbers

3rd Grade - Readiness Standard 6 - 2.NBT.5a

Session 8: Guided Practice (We Do)

We Do Together: (Teacher Actions)

- Say the addition problem and write the answer if you know it.
- Use sub-totals to add the numbers or check your work.

1. $\begin{array}{r} 37 \\ + 58 \\ \hline \end{array}$	2. $\begin{array}{r} 85 \\ + 19 \\ \hline \end{array}$
3. $\begin{array}{r} 76 \\ + 36 \\ \hline \end{array}$	4. $\begin{array}{r} 46 \\ + 78 \\ \hline \end{array}$



Name _____ Date _____

Learning Target: I will add 2-digit numbers

3rd Grade - Readiness Standard 6 - 2.NBT.5a

Session 8: Guided Practice (We Do - Continued)

You Do Together: (As a class, or in small groups)

- Students take turns leading to add 2-digit numbers.

5. $\begin{array}{r} 35 \\ + 59 \\ \hline \end{array}$	6. $\begin{array}{r} 86 \\ + 52 \\ \hline \end{array}$
7. $\begin{array}{r} 63 \\ + 28 \\ \hline \end{array}$	8. $\begin{array}{r} 47 \\ + 87 \\ \hline \end{array}$
9. $\begin{array}{r} 18 \\ + 56 \\ \hline \end{array}$	10. $\begin{array}{r} 58 \\ + 48 \\ \hline \end{array}$



Session 8: Self-Reflection

3rd Grade - Readiness Standard 6 - 2.NBT.5a

Learning Target: I will add 2-digit numbers

Briefly discuss student responses

- What did I learn today about adding 2-digit numbers?

- How confident do I feel about adding 2-digit numbers on my own?
(Thumbs up, down, or sideways)



Quick Check - Form H

3rd Grade - Readiness Standard 6 - 2.NBT.5a

Name _____ Date _____

Learning Target: I will add 2-digit numbers.

Directions: Write the answer to each problem. (Work time: 3 minutes)

1.

$$\begin{array}{r} 74 \\ + 52 \\ \hline \end{array}$$

2.

$$48 + 76 = \underline{\quad}$$

3.

$$65 + 29 = \underline{\quad}$$

4.

$$\begin{array}{r} 27 \\ + 31 \\ \hline \end{array}$$



Independent Practice

3rd Grade - Readiness Standard 6 - 2.NBT.5a

Learning Target: I will add 2-digit numbers

Title of Game: Build the Greater Sum

Number of Players: 2

Objective: To build two numbers with the greatest sum.

Materials: 1 set of digit-cards per player (numbers 0-9) and 1 recording sheet per player.

Directions:

- Shuffle the digit cards and spread them out on the table face down.
- Players take turn choosing a digit card and placing it on the game mat.
 - Once a digit card has been placed, it cannot be moved to another location.
- After both 2-digit number addition problems have been created, each player writes their problem on the recording sheet and finds their sum.
- Each player shares their problem, the sub-totals and the sum.

"My addition problem is ____ + ____."

"My sub-totals are ____ and ____."

"My sum is ____."

- The player with the greatest sum circles the problem on their recording sheet.
- Collect the digit-cards and repeat the steps to build a greater sum.
- The winner of the game is the player with the most problems circled.

Player 1

+

Player 2

+

Learning Target: I will add 2-digit numbers

Independent Practice: Build the Greater Sum

(Recording Sheet)

Round 1 <div style="text-align: center; margin-top: 20px;"> <table style="margin: auto;"> <tr><td style="border: 1px solid black; width: 30px; height: 30px;"></td><td style="border: 1px solid black; width: 30px; height: 30px;"></td></tr> <tr><td style="padding: 0 10px;">+</td><td style="border: 1px solid black; width: 30px; height: 30px;"></td><td style="border: 1px solid black; width: 30px; height: 30px;"></td></tr> <tr><td colspan="3" style="border-top: 1px solid black; height: 5px;"></td></tr> </table> </div>			+						Round 2 <div style="text-align: center; margin-top: 20px;"> <table style="margin: auto;"> <tr><td style="border: 1px solid black; width: 30px; height: 30px;"></td><td style="border: 1px solid black; width: 30px; height: 30px;"></td></tr> <tr><td style="padding: 0 10px;">+</td><td style="border: 1px solid black; width: 30px; height: 30px;"></td><td style="border: 1px solid black; width: 30px; height: 30px;"></td></tr> <tr><td colspan="3" style="border-top: 1px solid black; height: 5px;"></td></tr> </table> </div>			+					
+																	
+																	
Round 3 <div style="text-align: center; margin-top: 20px;"> <table style="margin: auto;"> <tr><td style="border: 1px solid black; width: 30px; height: 30px;"></td><td style="border: 1px solid black; width: 30px; height: 30px;"></td></tr> <tr><td style="padding: 0 10px;">+</td><td style="border: 1px solid black; width: 30px; height: 30px;"></td><td style="border: 1px solid black; width: 30px; height: 30px;"></td></tr> <tr><td colspan="3" style="border-top: 1px solid black; height: 5px;"></td></tr> </table> </div>			+						Round 4 <div style="text-align: center; margin-top: 20px;"> <table style="margin: auto;"> <tr><td style="border: 1px solid black; width: 30px; height: 30px;"></td><td style="border: 1px solid black; width: 30px; height: 30px;"></td></tr> <tr><td style="padding: 0 10px;">+</td><td style="border: 1px solid black; width: 30px; height: 30px;"></td><td style="border: 1px solid black; width: 30px; height: 30px;"></td></tr> <tr><td colspan="3" style="border-top: 1px solid black; height: 5px;"></td></tr> </table> </div>			+					
+																	
+																	
Round 5 <div style="text-align: center; margin-top: 20px;"> <table style="margin: auto;"> <tr><td style="border: 1px solid black; width: 30px; height: 30px;"></td><td style="border: 1px solid black; width: 30px; height: 30px;"></td></tr> <tr><td style="padding: 0 10px;">+</td><td style="border: 1px solid black; width: 30px; height: 30px;"></td><td style="border: 1px solid black; width: 30px; height: 30px;"></td></tr> <tr><td colspan="3" style="border-top: 1px solid black; height: 5px;"></td></tr> </table> </div>			+						Round 6 <div style="text-align: center; margin-top: 20px;"> <table style="margin: auto;"> <tr><td style="border: 1px solid black; width: 30px; height: 30px;"></td><td style="border: 1px solid black; width: 30px; height: 30px;"></td></tr> <tr><td style="padding: 0 10px;">+</td><td style="border: 1px solid black; width: 30px; height: 30px;"></td><td style="border: 1px solid black; width: 30px; height: 30px;"></td></tr> <tr><td colspan="3" style="border-top: 1px solid black; height: 5px;"></td></tr> </table> </div>			+					
+																	
+																	

Digit Cards (3 sets)

3rd Grade - Readiness Standard 6 - 2.NBT.5a

0	1	2	3	4
5	6	7	8	9
0	1	2	3	4
5	6	7	8	9
0	1	2	3	4
5	6	7	8	9



Questions for Solving Word Problems

Q_1

What is the problem about?

Q_2

What do I need to find?

Q_3

What do I know?

Q_4

What can I try?

Q_5

Does my answer make sense?



Steps for Solving Word Problems

Q₁. *What is the problem about?*

Q₂. *What do I need to find?*

Q₃. *What do I know?*

Q₄. *What can I try?*

Q₅. *Does my answer make sense?*