


Name _____ Date _____

Learning Target: I will name fractions on a number line.

1.

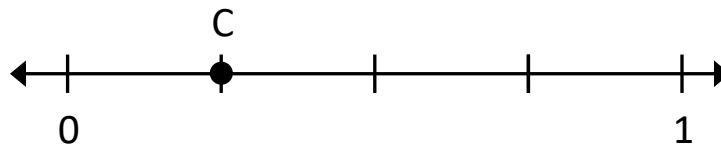
What is the name of each equal part between 0 and 1?



- Halves
 Thirds
 Fourths
 Fifths

2.

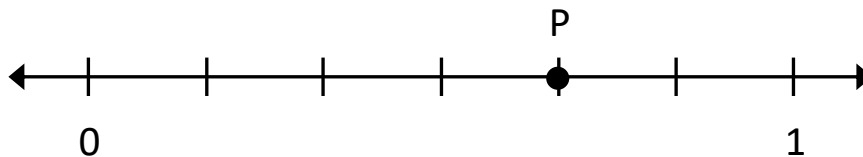
What fraction is shown by point C?



- $\frac{2}{4}$
 $\frac{1}{4}$
 $\frac{1}{5}$
 $\frac{2}{5}$

3.

What fraction is shown by point P?



- $\frac{4}{7}$
 $\frac{5}{7}$
 $\frac{5}{6}$
 $\frac{4}{6}$




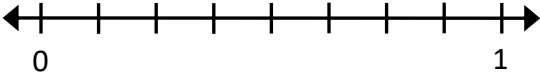
Quick Check - Form A

4th Grade - Readiness Standard 6 - 3.NF.2

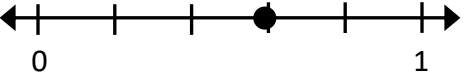
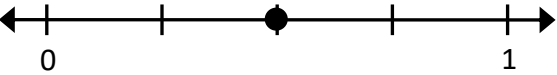

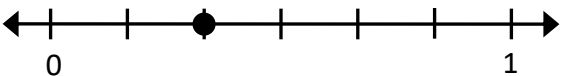
Name _____ Date _____

Learning Target: I will name fractions on a number line.
(Work time: 4 minutes)

Problems 1-2: Write the name of each equal part between 0 and 1.

<p>1.</p>  <p>_____</p>	<p>2.</p>  <p>_____</p>
---	--

Problems 3-6: Write the name of each fraction.

<p>3.</p>  <p>_____</p>	<p>4.</p>  <p>_____</p>
<p>5.</p>  <p>_____</p>	<p>6.</p>  <p>_____</p>



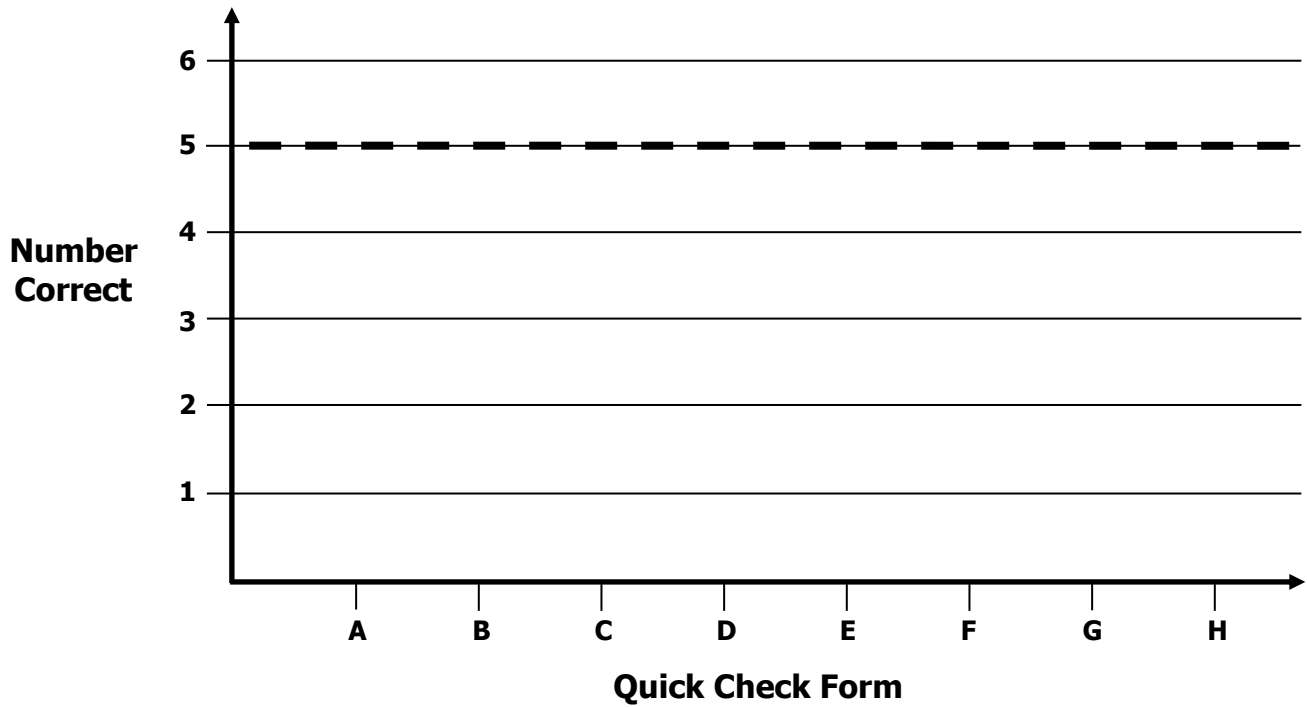
Growth Chart

4th Grade - Readiness Standard 6 - 3.NF.2

Name _____ Date _____

Learning Target: I will name fractions on a number line.

Goal: 5 out of 6 correct



Intervention	Date	Score
Session 1:		
Session 2:		
Session 3:		
Session 4:		
Session 5:		
Session 6:		
Session 7:		
Session 8:		





Learning Target: I will name fractions on a number line

4th Grade - Readiness Standard 6 - 3.NF.2

Session 2: Guided Practice (We Do)

We Do Together: (Teacher Actions)

- Use fraction strips to mark and label fractions on the number line.

1.	$\frac{4}{6}$ 
2.	$\frac{3}{4}$ 
3.	$\frac{3}{8}$ 
4.	$\frac{1}{3}$ 





Learning Target: I will name fractions on a number line

4th Grade - Readiness Standard 6 - 3.NF.2

Session 2: Guided Practice (We Do - Continued)

You Do Together: (As a class, or in small groups)

- Students take turns leading to mark and label fractions on the number line.

5.	$\frac{5}{8}$ 
6.	$\frac{1}{4}$ 
7.	$\frac{5}{6}$ 
8.	$\frac{7}{8}$ 



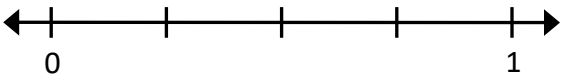
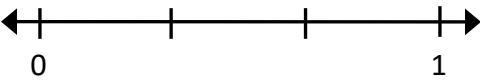
Quick Check - Form B

4th Grade - Readiness Standard 6 - 3.NF.2

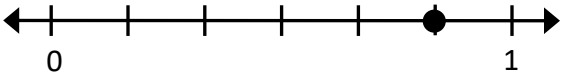
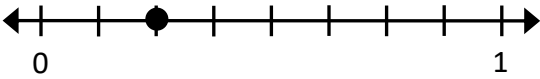

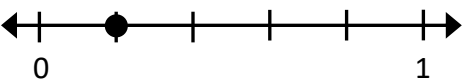
Name _____ Date _____

Learning Target: I will name fractions on a number line.
(Work time: 4 minutes)

Problems 1-2: Write the name of each equal part between 0 and 1.

<p>1.</p>  <p>_____</p>	<p>2.</p>  <p>_____</p>
---	--

Problems 3-6: Write the name of each fraction.

<p>3.</p>  <p>_____</p>	<p>4.</p>  <p>_____</p>
<p>5.</p>  <p>_____</p>	<p>6.</p>  <p>_____</p>

Learning Target: I will name fractions on a number line

4th Grade - Readiness Standard 6 - 3.NF.2

Session 3: Guided Practice (We Do)


Materials:

- Fraction strips (1 set per student)

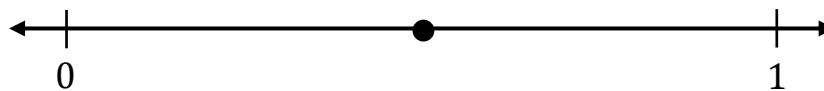
We Do Together: (Teacher Actions)

- Use fraction strips to name the fraction on the number line.


1.




2.



3.



4.



Learning Target: I will name fractions on a number line


4th Grade - Readiness Standard 6 - 3.NF.2

Session 3: Guided Practice (We Do - Continued)


You Do Together: (As a class, or in small groups)

- Students take turns leading to name fractions on the number line.


5.




6.



7.



8.






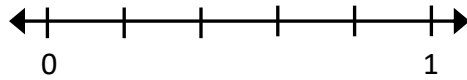
Quick Check - Form C

4th Grade - Readiness Standard 6 - 3.NF.2


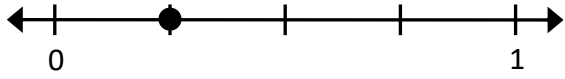
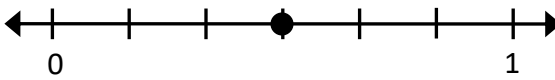
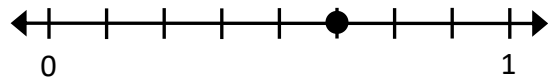
Name _____ Date _____

Learning Target: I will name fractions on a number line.
(Work time: 4 minutes)

Problems 1-2: Write the name of each equal part between 0 and 1.

<p>1.</p>  <p>_____</p>	<p>2.</p>  <p>_____</p>
---	--

Problems 3-6: Write the name of each fraction.

<p>3.</p>  <p>_____</p>	<p>4.</p>  <p>_____</p>
<p>5.</p>  <p>_____</p>	<p>6.</p>  <p>_____</p>

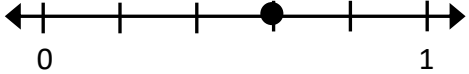
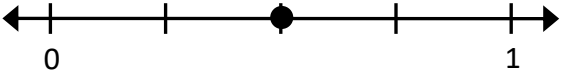

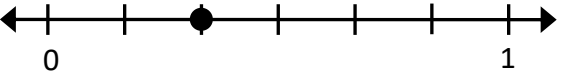
Learning Target: I will name fractions on a number line

4th Grade - Readiness Standard 6 - 3.NF.2

Session 4: Guided Practice (We Do)

We Do Together: (Teacher Actions)

- Write the name of each equal part between 0 and 1 on the number line. Then, find the location of the point.

<p>1.</p>  <p>Name of each equal part: _____</p>	<p>2.</p>  <p>Name of each equal part: _____</p>
<p>3.</p>  <p>Name of each equal part: _____</p>	<p>4.</p>  <p>Name of each equal part: _____</p>

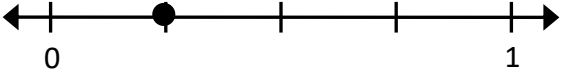
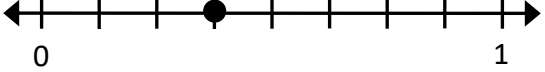
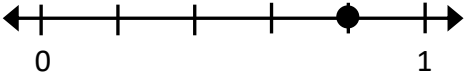

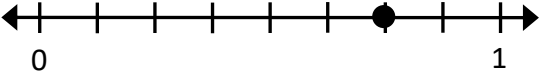
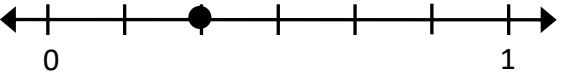
Learning Target: I will name fractions on a number line

4th Grade - Readiness Standard 6 - 3.NF.2

Session 4: Guided Practice (We Do - Continued)

You Do Together: (As a class, or in small groups)

- Students take turns leading to find the name of each equal part between 0 and 1 and the location of the point.

<p>5.</p>  <p>Name of each equal part: _____</p>	<p>6.</p>  <p>Name of each equal part: _____</p>
<p>7.</p>  <p>Name of each equal part: _____</p>	<p>8.</p>  <p>Name of each equal part: _____</p>
<p>9.</p>  <p>Name of each equal part: _____</p>	<p>10.</p>  <p>Name of each equal part: _____</p>



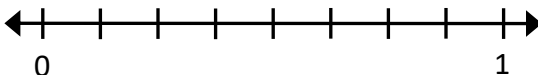

Quick Check - Form D

4th Grade - Readiness Standard 6 - 3.NF.2

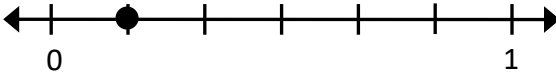
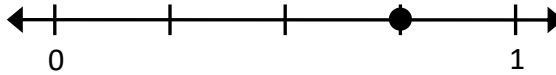

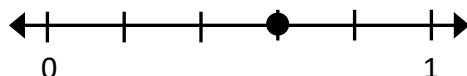
Name _____ Date _____

Learning Target: I will name fractions on a number line.
(Work time: 4 minutes)

Problems 1-2: Write the name of each equal part between 0 and 1.

<p>1.</p>  <p>_____</p>	<p>2.</p>  <p>_____</p>
---	--

Problems 3-6: Write the name of each fraction.

<p>3.</p>  <p>_____</p>	<p>4.</p>  <p>_____</p>
<p>5.</p>  <p>_____</p>	<p>6.</p>  <p>_____</p>

Learning Target: I will name fractions on a number line

4th Grade - Readiness Standard 6 - 3.NF.2

Session 5: Guided Practice (We Do)


Materials:

- Fraction strips (1 set per student)


We Do Together: (Teacher Actions)

- Use fraction strips to name the fraction on the number line.


1.




2.



3.



4.



Learning Target: I will name fractions on a number line


4th Grade - Readiness Standard 6 - 3.NF.2

Session 5: Guided Practice (We Do - Continued)


You Do Together: (As a class, or in small groups)

- Students take turns leading to name fractions on the number line.


5.




6.



7.



8.






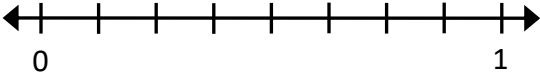
Quick Check - Form E

4th Grade - Readiness Standard 6 - 3.NF.2

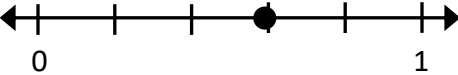
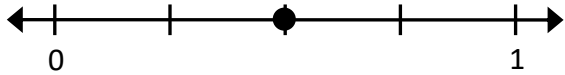

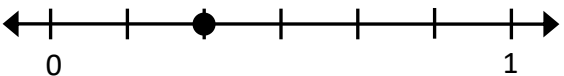
Name _____ Date _____

Learning Target: I will name fractions on a number line.
(Work time: 4 minutes)

Problems 1-2: Write the name of each equal part between 0 and 1.

<p>1.</p>  <p>_____</p>	<p>2.</p>  <p>_____</p>
---	--

Problems 3-6: Write the name of each fraction.

<p>3.</p>  <p>_____</p>	<p>4.</p>  <p>_____</p>
<p>5.</p>  <p>_____</p>	<p>6.</p>  <p>_____</p>

Learning Target: I will name fractions on a number line

4th Grade - Readiness Standard 6 - 3.NF.2

Session 6: Guided Practice (We Do)


Materials:

- Fraction strips (1 set per student)

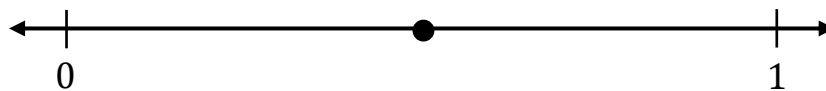
We Do Together: (Teacher Actions)

- Use fraction strips to name the fraction on the number line.


1.




2.



3.



4.



Learning Target: I will name fractions on a number line


4th Grade - Readiness Standard 6 - 3.NF.2

Session 6: Guided Practice (We Do - Continued)


You Do Together: (As a class, or in small groups)

- Students take turns leading to name fractions on the number line.


5.




6.



7.



8.





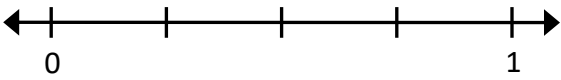
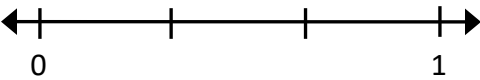
Quick Check - Form F

4th Grade - Readiness Standard 6 - 3.NF.2

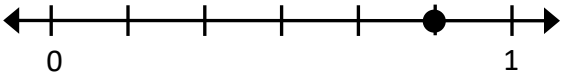
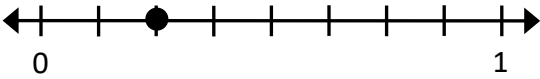

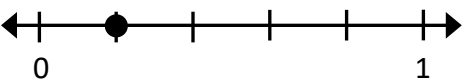
Name _____ Date _____

Learning Target: I will name fractions on a number line.
(Work time: 4 minutes)

Problems 1-2: Write the name of each equal part between 0 and 1.

<p>1.</p>  <p>_____</p>	<p>2.</p>  <p>_____</p>
---	--

Problems 3-6: Write the name of each fraction.

<p>3.</p>  <p>_____</p>	<p>4.</p>  <p>_____</p>
<p>5.</p>  <p>_____</p>	<p>6.</p>  <p>_____</p>

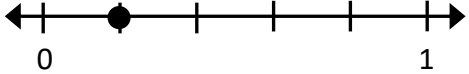
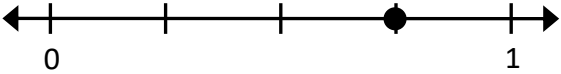

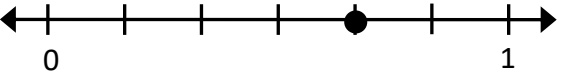
Learning Target: I will name fractions on a number line

4th Grade - Readiness Standard 6 - 3.NF.2

Session 7: Guided Practice (We Do)

We Do Together: (Teacher Actions)

- Write the name of each equal part between 0 and 1 on the number line. Then, find the location of the point.

<p>1.</p>  <p>Name of each equal part: _____</p>	<p>2.</p>  <p>Name of each equal part: _____</p>
<p>3.</p>  <p>Name of each equal part: _____</p>	<p>4.</p>  <p>Name of each equal part: _____</p>

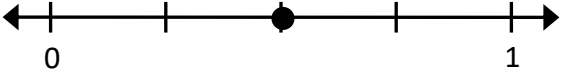
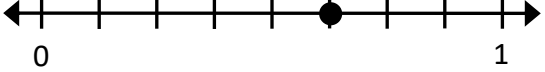
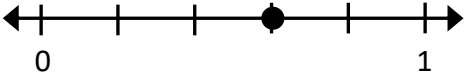

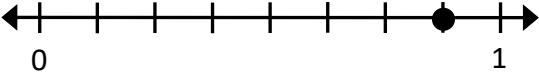
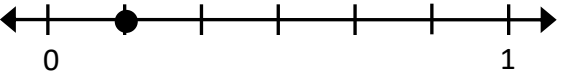
Learning Target: I will name fractions on a number line

4th Grade - Readiness Standard 6 - 3.NF.2

Session 7: Guided Practice (We Do - Continued)

You Do Together: (As a class, or in small groups)

- Students take turns leading to find the name of each equal part between 0 and 1 and the location of the point.

<p>5.</p>  <p>Name of each equal part: _____</p>	<p>6.</p>  <p>Name of each equal part: _____</p>
<p>7.</p>  <p>Name of each equal part: _____</p>	<p>8.</p>  <p>Name of each equal part: _____</p>
<p>9.</p>  <p>Name of each equal part: _____</p>	<p>10.</p>  <p>Name of each equal part: _____</p>




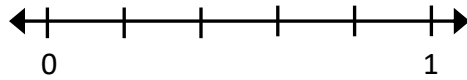
Quick Check - Form G

4th Grade - Readiness Standard 6 - 3.NF.2


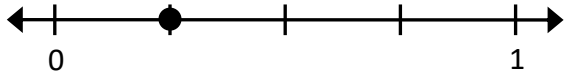
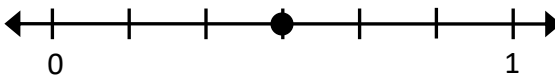
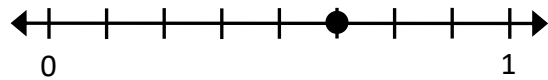
Name _____ Date _____

Learning Target: I will name fractions on a number line.
(Work time: 4 minutes)

Problems 1-2: Write the name of each equal part between 0 and 1.

<p>1.</p>  <p>_____</p>	<p>2.</p>  <p>_____</p>
---	--

Problems 3-6: Write the name of each fraction.

<p>3.</p>  <p>_____</p>	<p>4.</p>  <p>_____</p>
<p>5.</p>  <p>_____</p>	<p>6.</p>  <p>_____</p>


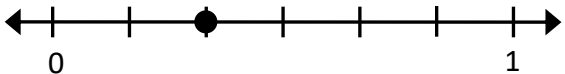
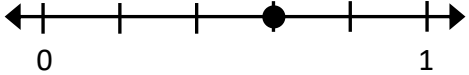
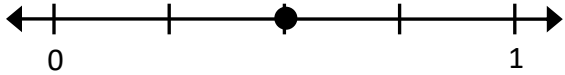
Learning Target: I will name fractions on a number line

4th Grade - Readiness Standard 6 - 3.NF.2

Session 8: Guided Practice (We Do)

We Do Together: (Teacher Actions)

- Write the name of each equal part between 0 and 1 on the number line. Then, find the location of the point.

<p>1.</p>  <p>Name of each equal part: _____</p>	<p>2.</p>  <p>Name of each equal part: _____</p>
<p>3.</p>  <p>Name of each equal part: _____</p>	<p>4.</p>  <p>Name of each equal part: _____</p>

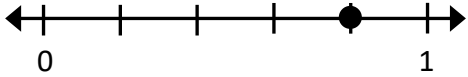

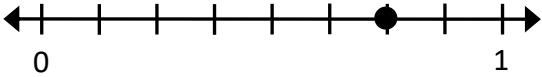
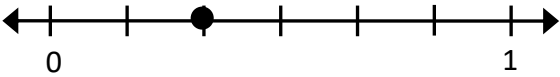
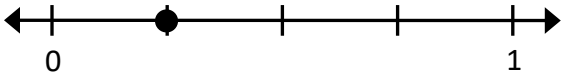
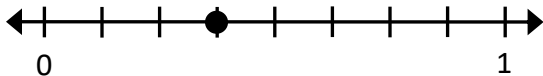
Learning Target: I will name fractions on a number line

4th Grade - Readiness Standard 6 - 3.NF.2

Session 8: Guided Practice (We Do - Continued)

You Do Together: (As a class, or in small groups)

- Students take turns leading to find the name of each equal part between 0 and 1 and the location of the point.

<p>5.</p>  <p>Name of each equal part: _____</p>	<p>6.</p>  <p>Name of each equal part: _____</p>
<p>7.</p>  <p>Name of each equal part: _____</p>	<p>8.</p>  <p>Name of each equal part: _____</p>
<p>9.</p>  <p>Name of each equal part: _____</p>	<p>10.</p>  <p>Name of each equal part: _____</p>



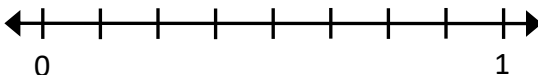

Quick Check - Form H

4th Grade - Readiness Standard 6 - 3.NF.2

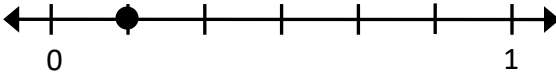
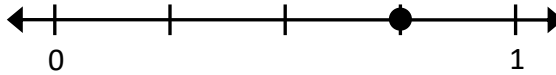

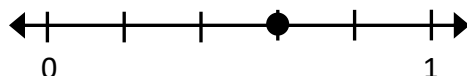
Name _____ Date _____

Learning Target: I will name fractions on a number line.
(Work time: 4 minutes)

Problems 1-2: Write the name of each equal part between 0 and 1.

<p>1.</p>  <p>_____</p>	<p>2.</p>  <p>_____</p>
---	--

Problems 3-6: Write the name of each fraction.

<p>3.</p>  <p>_____</p>	<p>4.</p>  <p>_____</p>
<p>5.</p>  <p>_____</p>	<p>6.</p>  <p>_____</p>