



# 1<sup>st</sup> Grade Fall Guided Review


Readiness Standard 1 - K.CC.5

Name \_\_\_\_\_ Date \_\_\_\_\_

Learning Target: I will count up to 20 objects.

**1.**

Count the dots.



6


7

8

9

**2.**

Count the dots.



12


13

14

15

**3.**

Count the dots.



16

17

18

19









# Quick Check - Form A

1<sup>st</sup> Grade - Readiness Standard 1 - K.CC.5

Name \_\_\_\_\_ Date \_\_\_\_\_

**Learning Target:** I will count up to 20 objects.

**Directions:** Write how many dots are in each group. (Work time: 3 minutes)

<p>1.</p>  <p>_____</p>	<p>2.</p>  <p>_____</p>
<p>3.</p>  <p>_____</p>	<p>4.</p>  <p>_____</p>
<p>5.</p>  <p>_____</p>	<p>6.</p>  <p>_____</p>



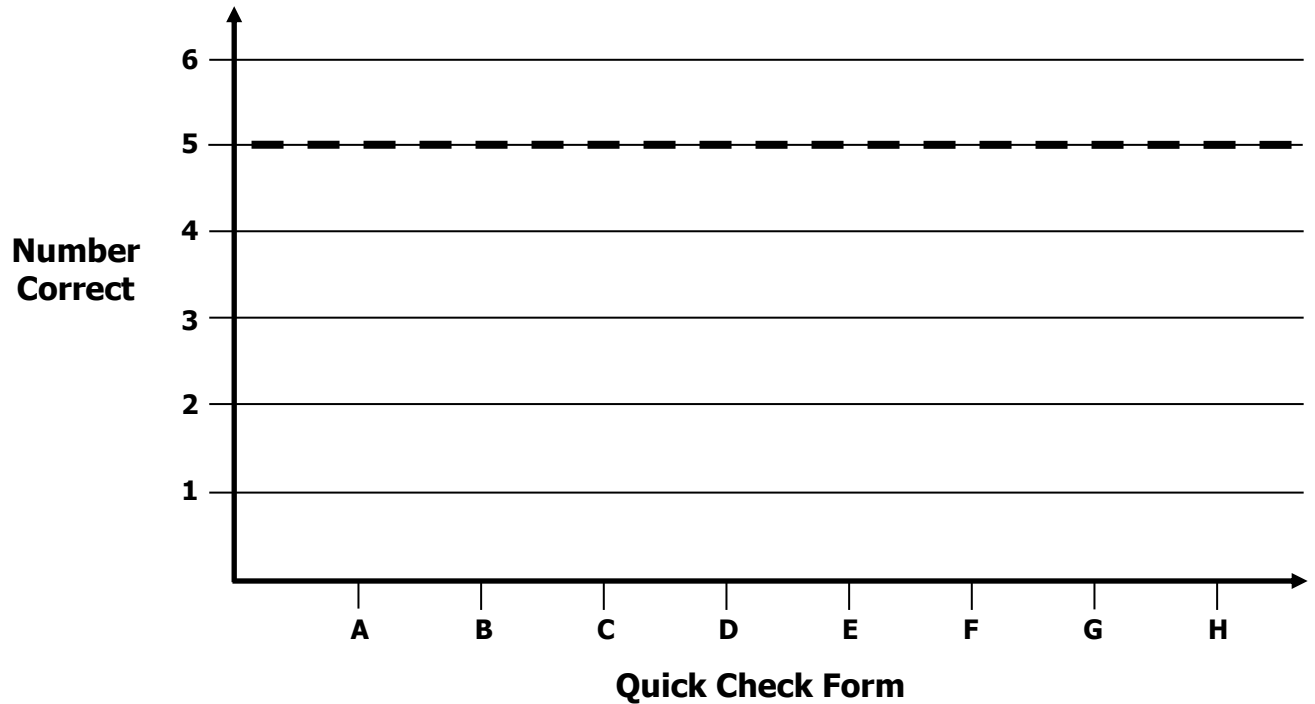
# Growth Chart

1<sup>st</sup> Grade - Readiness Standard 1 - K.CC.5

Name \_\_\_\_\_ Date \_\_\_\_\_

**Learning Target:** I will count up to 20 objects.

**Goal:** 5 out of 6 correct



Intervention	Date	Score
Session 1:		
Session 2:		
Session 3:		
Session 4:		
Session 5:		
Session 6:		
Session 7:		
Session 8:		



# Session 2: Counting Mat

1<sup>st</sup> Grade - Readiness Standard 1 - K.CC.5

**Learning Target:** I will count up to 20 objects.










# Quick Check - Form B

1<sup>st</sup> Grade - Readiness Standard 1 - K.CC.5

Name \_\_\_\_\_ Date \_\_\_\_\_

**Learning Target:** I will count up to 20 objects.

**Directions:** Write how many dots are in each group. (Work time: 3 minutes)

<p>1.</p>  <p>_____</p>	<p>2.</p>  <p>_____</p>
<p>3.</p>  <p>_____</p>	<p>4.</p>  <p>_____</p>
<p>5.</p>  <p>_____</p>	<p>6.</p>  <p>_____</p>

**Learning Target:** I will count up to 20 objects.

1<sup>st</sup> Grade - Readiness Standard 1 - K.CC.5

## Session 3: Guided Practice (We Do)

**We Do Together:** (Teacher Actions)

- Point to each dot from left to right while saying each counting number.
- Repeat the problem for a second time and invite the students to participate by pointing to the dots on their paper and saying each counting number in unison.

<p><b>1.</b></p>	<p><b>2.</b></p>
------------------	------------------

**You Do Together:** (As a class, or in small groups)

- Students take turns leading to count the total number of dots.

<p><b>3.</b></p>	<p><b>4.</b></p>
------------------	------------------









# Quick Check - Form C

1<sup>st</sup> Grade - Readiness Standard 1 - K.CC.5

Name \_\_\_\_\_ Date \_\_\_\_\_

**Learning Target:** I will count up to 20 objects.

**Directions:** Write how many dots are in each group. (Work time: 3 minutes)

<p>1.</p>  <p>_____</p>	<p>2.</p>  <p>_____</p>
<p>3.</p>  <p>_____</p>	<p>4.</p>  <p>_____</p>
<p>5.</p>  <p>_____</p>	<p>6.</p>  <p>_____</p>

**Learning Target:** I will count up to 20 objects.

1<sup>st</sup> Grade - Readiness Standard 1 - K.CC.5

## Session 4: Guided Practice (We do)

**We Do Together:** (Teacher Actions)

- Point to each dot from left to right while saying each counting number. (Note: Say the last counting number in each row a little louder.)
- Repeat the step above for a second time and invite the students to participate by pointing to the dots on their paper and saying each counting number in unison.

<p><b>1.</b></p> <div style="text-align: center;"> </div> <div style="text-align: center; margin-top: 20px;">       _____     </div>	<p><b>2.</b></p> <div style="text-align: center;"> </div> <div style="text-align: center; margin-top: 20px;">       _____     </div>
--	--

**You Do Together:** (As a class, or in small groups)

- Students take turns leading to count the total number of dots.

<p><b>3.</b></p> <div style="text-align: center;"> </div> <div style="text-align: center; margin-top: 20px;">       _____     </div>	<p><b>4.</b></p> <div style="text-align: center;"> </div> <div style="text-align: center; margin-top: 20px;">       _____     </div>
--	--











# Quick Check - Form D

1<sup>st</sup> Grade - Readiness Standard 1 - K.CC.5

Name \_\_\_\_\_ Date \_\_\_\_\_

**Learning Target:** I will count up to 20 objects.

**Directions:** Write how many dots are in each group. (Work time: 3 minutes)

<p>1.</p>  <p>_____</p>	<p>2.</p>  <p>_____</p>
<p>3.</p>  <p>_____</p>	<p>4.</p>  <p>_____</p>
<p>5.</p>  <p>_____</p>	<p>6.</p>  <p>_____</p>

**Learning Target:** I will count up to 20 objects.

1<sup>st</sup> Grade - Readiness Standard 1 - K.CC.5

## Session 5: Guided Practice (We Do)

**We Do Together:** (Teacher Actions)

- Point to each dot from left to right while saying each counting number.
- Repeat the problem for a second time and invite the students to participate by pointing to the dots on their paper and saying each counting number in unison.

<p><b>1.</b></p>	<p><b>2.</b></p>
------------------	------------------

**You Do Together:** (As a class, or in small groups)

- Students take turns leading to count the total number of dots.

<p><b>3.</b></p>	<p><b>4.</b></p>
------------------	------------------









# Quick Check - Form E

1<sup>st</sup> Grade - Readiness Standard 1 - K.CC.5

Name \_\_\_\_\_ Date \_\_\_\_\_

**Learning Target:** I will count up to 20 objects.

**Directions:** Write how many dots are in each group. (Work time: 3 minutes)

<p>1.</p>  <p>_____</p>	<p>2.</p>  <p>_____</p>
<p>3.</p>  <p>_____</p>	<p>4.</p>  <p>_____</p>
<p>5.</p>  <p>_____</p>	<p>6.</p>  <p>_____</p>

**Learning Target:** I will count up to 20 objects.

1<sup>st</sup> Grade - Readiness Standard 1 - K.CC.5

## Session 6: Guided Practice (We Do)

**We Do Together:** (Teacher Actions)

- Point to each dot from left to right while saying each counting number.
- Repeat the problem for a second time and invite the students to participate by pointing to the dots on their paper and saying each counting number in unison.

<p><b>1.</b></p>	<p><b>2.</b></p>
------------------	------------------

**You Do Together:** (As a class, or in small groups)

- Students take turns leading to count the total number of dots.

<p><b>3.</b></p>	<p><b>4.</b></p>
------------------	------------------









# Quick Check - Form F

1<sup>st</sup> Grade - Readiness Standard 1 - K.CC.5

Name \_\_\_\_\_ Date \_\_\_\_\_

**Learning Target:** I will count up to 20 objects.

**Directions:** Write how many dots are in each group. (Work time: 3 minutes)

<p>1.</p>  <p>_____</p>	<p>2.</p>  <p>_____</p>
<p>3.</p>  <p>_____</p>	<p>4.</p>  <p>_____</p>
<p>5.</p>  <p>_____</p>	<p>6.</p>  <p>_____</p>

**Learning Target:** I will count up to 20 objects.

1<sup>st</sup> Grade - Readiness Standard 1 - K.CC.5

## Session 7: Guided Practice (We do)

**We Do Together:** (Teacher Actions)

- Point to each dot from left to right while saying each counting number. (Note: Say the last counting number in each row a little louder.)
- Repeat the step above for a second time and invite the students to participate by pointing to the dots on their paper and saying each counting number in unison.

<p><b>1.</b></p> <div style="text-align: center;"> </div> <div style="text-align: center; margin-top: 20px;">       _____     </div>	<p><b>2.</b></p> <div style="text-align: center;"> </div> <div style="text-align: center; margin-top: 20px;">       _____     </div>
--	--

**You Do Together:** (As a class, or in small groups)

- Students take turns leading to count the total number of dots.

<p><b>3.</b></p> <div style="text-align: center;"> </div> <div style="text-align: center; margin-top: 20px;">       _____     </div>	<p><b>4.</b></p> <div style="text-align: center;"> </div> <div style="text-align: center; margin-top: 20px;">       _____     </div>
--	--









# Quick Check - Form G

1<sup>st</sup> Grade - Readiness Standard 1 - K.CC.5

Name \_\_\_\_\_ Date \_\_\_\_\_

**Learning Target:** I will count up to 20 objects.

**Directions:** Write how many dots are in each group. (Work time: 3 minutes)

<p>1.</p>  <p>_____</p>	<p>2.</p>  <p>_____</p>
<p>3.</p>  <p>_____</p>	<p>4.</p>  <p>_____</p>
<p>5.</p>  <p>_____</p>	<p>6.</p>  <p>_____</p>

**Learning Target:** I will count up to 20 objects.

1<sup>st</sup> Grade - Readiness Standard 1 - K.CC.5

## Session 8: Guided Practice (We do)

**We Do Together:** (Teacher Actions)

- Point to each dot from left to right while saying each counting number. (Note: Say the last counting number in each row a little louder.)
- Repeat the step above for a second time and invite the students to participate by pointing to the dots on their paper and saying each counting number in unison.

<p><b>1.</b></p> <div style="text-align: center;"> </div> <div style="text-align: center; margin-top: 20px;">             _____         </div>	<p><b>2.</b></p> <div style="text-align: center;"> </div> <div style="text-align: center; margin-top: 20px;">             _____         </div>
--	--

**You Do Together:** (As a class, or in small groups)

- Students take turns leading to count the total number of dots.

<p><b>3.</b></p> <div style="text-align: center;"> </div> <div style="text-align: center; margin-top: 20px;">             _____         </div>	<p><b>4.</b></p> <div style="text-align: center;"> </div> <div style="text-align: center; margin-top: 20px;">             _____         </div>
--	--











# Quick Check - Form H

1<sup>st</sup> Grade - Readiness Standard 1 - K.CC.5

Name \_\_\_\_\_ Date \_\_\_\_\_

**Learning Target:** I will count up to 20 objects.

**Directions:** Write how many dots are in each group. (Work time: 3 minutes)

<p>1.</p>  <p>_____</p>	<p>2.</p>  <p>_____</p>
<p>3.</p>  <p>_____</p>	<p>4.</p>  <p>_____</p>
<p>5.</p>  <p>_____</p>	<p>6.</p>  <p>_____</p>