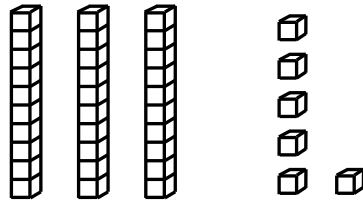


Name \_\_\_\_\_ Date \_\_\_\_\_

**Learning Target:** I will name numbers to 120.

**1.**

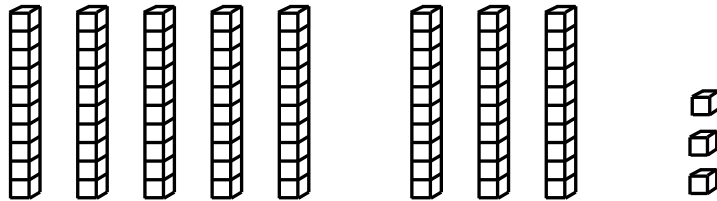
Which number is shown by the base ten blocks?



- 41                     
  63                     
  46                     
  36

**2.**


Which number is shown by the base ten blocks?



- 38                     
  83                     
  73                     
  11

**3.**

Which number is shown by the base ten blocks?



- 64                     
  54                     
  74                     
  69

# Quick Check - Form A

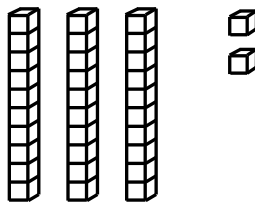
2<sup>nd</sup> Grade - Readiness Standard 1 - 1.NBT.1

Name \_\_\_\_\_ Date \_\_\_\_\_

**Learning Target:** I will name numbers to 120.

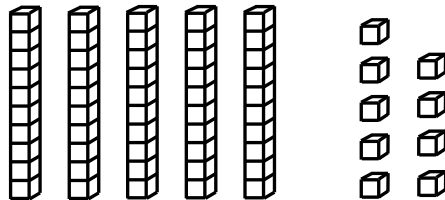
**Directions:** Write each number shown by the base ten blocks. (Work time: 3 minutes)

1.




\_\_\_\_\_

2.



\_\_\_\_\_

3.

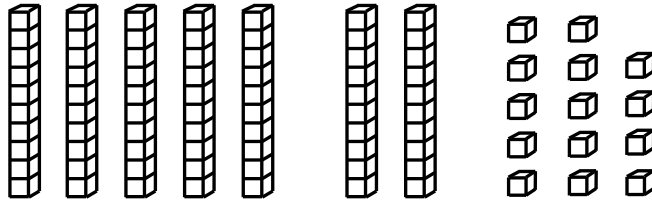


\_\_\_\_\_

# Quick Check - Form A

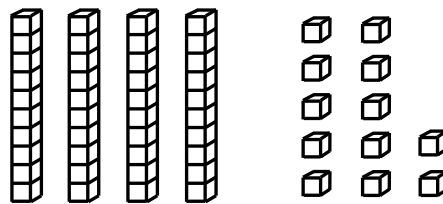
2<sup>nd</sup> Grade - Readiness Standard 1 - 1.NBT.1

4.



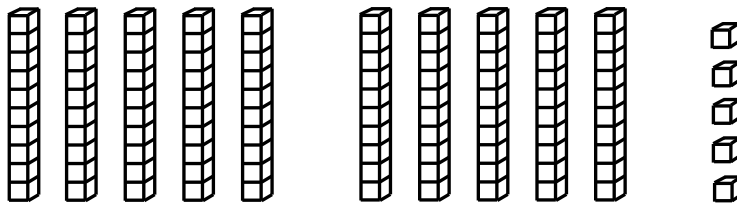
\_\_\_\_\_

5.



\_\_\_\_\_

6.



\_\_\_\_\_



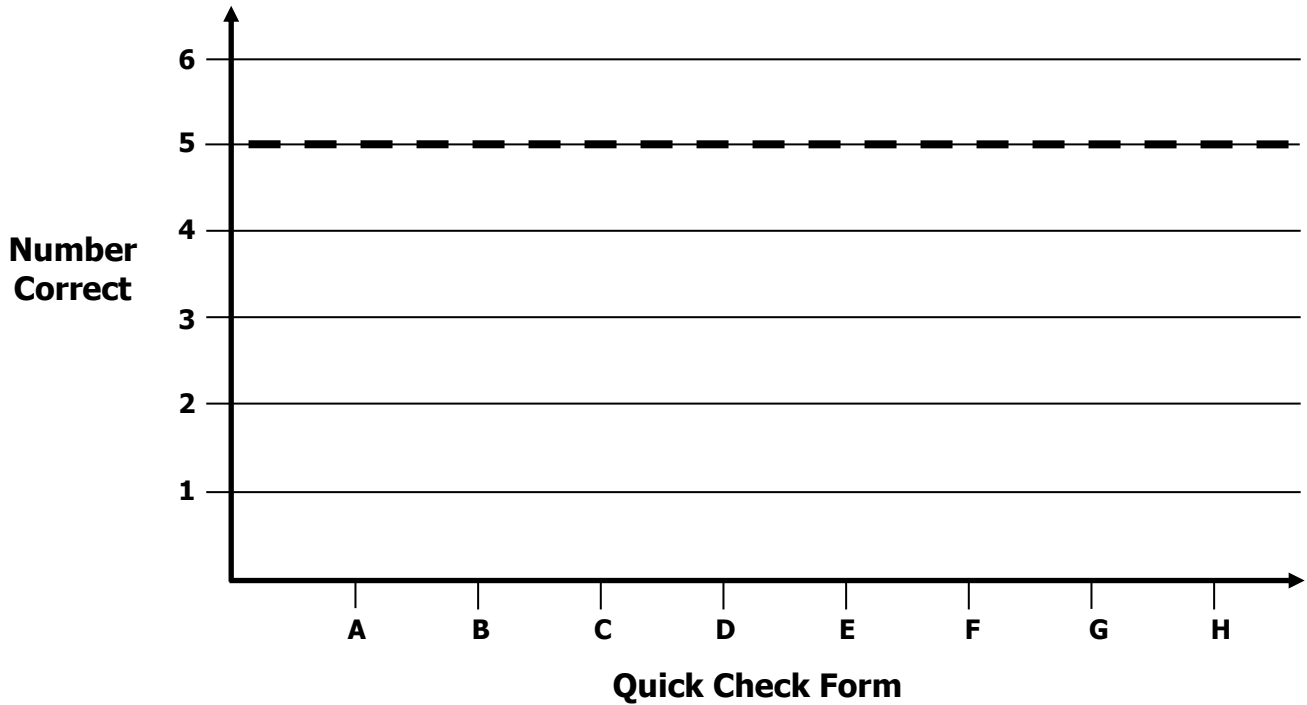
# Growth Chart

2<sup>nd</sup> Grade - Readiness Standard 1 - 1.NBT.1

Name \_\_\_\_\_ Date \_\_\_\_\_

**Learning Target:** I will name numbers to 120.

**Goal:** 5 out of 6 correct



Intervention	Date	Score
Session 1:		
Session 2:		
Session 3:		
Session 4:		
Session 5:		
Session 6:		
Session 7:		
Session 8:		



# Session 2: Groups of 10 Mat

2<sup>nd</sup> Grade - Readiness Standard 1 - 1.NBT.1

**Learning Target:** I will name numbers to 120




# Quick Check - Form B


2<sup>nd</sup> Grade - Readiness Standard 1 - 1.NBT.1

Name \_\_\_\_\_ Date \_\_\_\_\_

**Learning Target:** I will name numbers to 120.

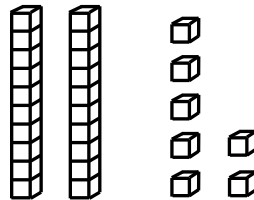
**Directions:** Write each number shown by the base ten blocks. (Work time: 3 minutes)

1.



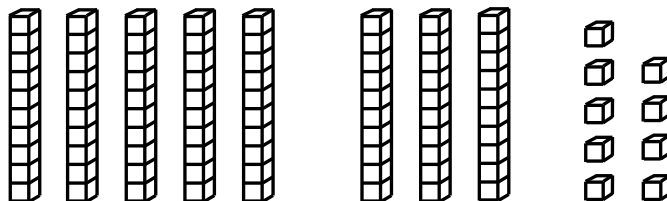
\_\_\_\_\_

2.



\_\_\_\_\_

3.




\_\_\_\_\_

# Quick Check - Form B

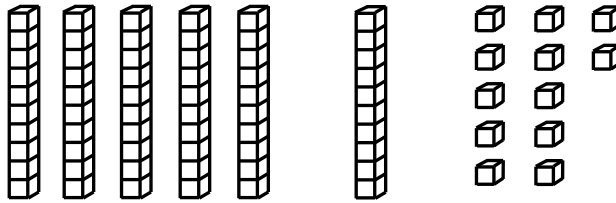
2<sup>nd</sup> Grade - Readiness Standard 1 - 1.NBT.1

4.




\_\_\_\_\_

5.



\_\_\_\_\_

6.



\_\_\_\_\_



Name \_\_\_\_\_ Date \_\_\_\_\_

Learning Target: I will name numbers to 120

2<sup>nd</sup> Grade - Readiness Standard 1 - 1.NBT.1

## Session 3: Guided Practice (We Do)

**We Do Together:** (Teacher Actions)

- Use math drawings to find the mystery number.
- Write and say the expanded and standard form the mystery number

**1.** What number can be shown using 6 tens and 24 ones?

\_\_\_\_\_

**2.** What number can be shown using 10 tens and 15 ones?

\_\_\_\_\_

**3.** What number can be shown using 4 tens and 52 ones?

\_\_\_\_\_





Name \_\_\_\_\_ Date \_\_\_\_\_

Learning Target: I will name numbers to 120

2<sup>nd</sup> Grade - Readiness Standard 1 - 1.NBT.1

## Session 3: Guided Practice (We Do - Continued)

**You Do Together:** (As a class, or in small groups)

- Students take turns leading to find each mystery number.

**4.** What number can be shown using 7 tens and 19 ones?

\_\_\_\_\_

**5.** What number can be shown using 4 tens and 21 ones?

\_\_\_\_\_

**6.** What number can be shown using 9 tens and 16 ones?

\_\_\_\_\_

# Quick Check - Form C

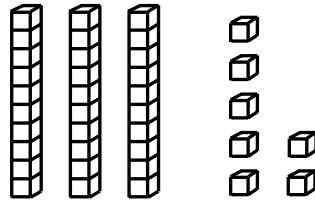
2<sup>nd</sup> Grade - Readiness Standard 1 - 1.NBT.1

Name \_\_\_\_\_ Date \_\_\_\_\_

**Learning Target:** I will name numbers to 120.

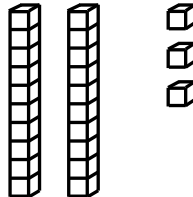
**Directions:** Write each number shown by the base ten blocks. (Work time: 3 minutes)

1.




\_\_\_\_\_

2.



\_\_\_\_\_

3.




\_\_\_\_\_

# Quick Check - Form C

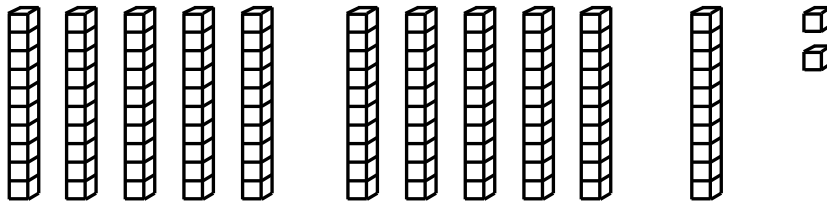
2<sup>nd</sup> Grade - Readiness Standard 1 - 1.NBT.1

4.




\_\_\_\_\_

5.



\_\_\_\_\_

6.



\_\_\_\_\_

Learning Target: I will name numbers to 120

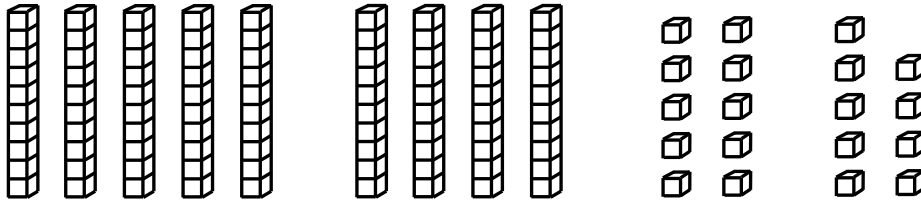
2<sup>nd</sup> Grade - Readiness Standard 1 - 1.NBT.1

## Session 4: Guided Practice (We Do)

**We Do Together:** (Teacher Actions)

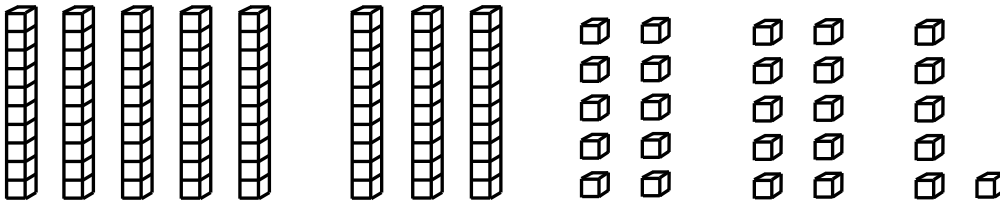
- Identify groups of tens to find the value of the base-ten blocks.
- Write and say the expanded and standard form the value.

1.



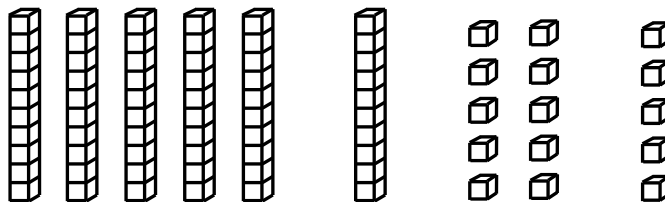
\_\_\_\_\_

2.



\_\_\_\_\_

3.



\_\_\_\_\_


Learning Target: I will name numbers to 120

 2<sup>nd</sup> Grade - Readiness Standard 1 - 1.NBT.1


## Session 4: Guided Practice (We Do - Continued)

**You Do Together:** (As a class, or in small groups)


- Students take turns leading to find the value of the base ten blocks.

**4.**


\_\_\_\_\_

**5.**


\_\_\_\_\_

**6.**


\_\_\_\_\_

# Quick Check - Form D

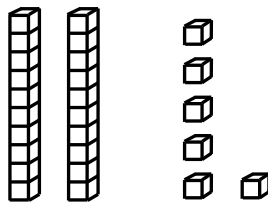
2<sup>nd</sup> Grade - Readiness Standard 1 - 1.NBT.1

Name \_\_\_\_\_ Date \_\_\_\_\_

**Learning Target:** I will name numbers to 120.

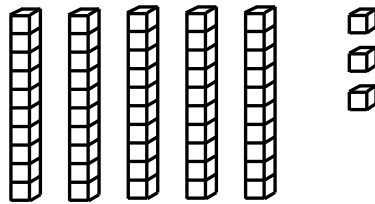
**Directions:** Write each number shown by the base ten blocks. (Work time: 3 minutes)

1.




\_\_\_\_\_

2.



\_\_\_\_\_

3.




\_\_\_\_\_

# Quick Check - Form D

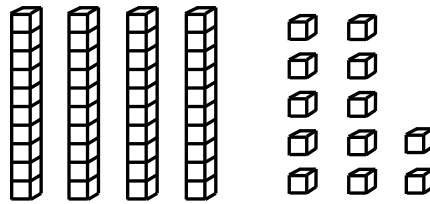
2<sup>nd</sup> Grade - Readiness Standard 1 - 1.NBT.1

4.



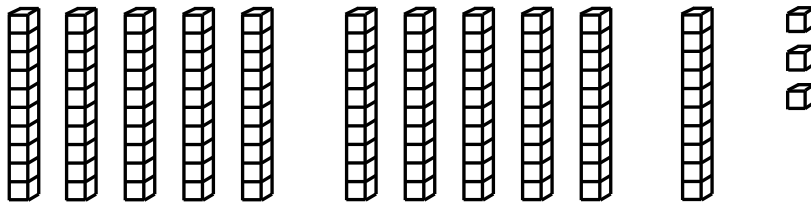
\_\_\_\_\_

5.



\_\_\_\_\_

6.



\_\_\_\_\_



Name \_\_\_\_\_

Date \_\_\_\_\_

**Learning Target:** I will name numbers to 120

2<sup>nd</sup> Grade - Readiness Standard 1 - 1.NBT.1

## Session 5: Guided Practice (We Do)

**We Do Together:** (Teacher Actions)

- Use math drawings to find the mystery number.
- Write and say the expanded and standard form the mystery number

**1.** What number can be shown using 5 tens and 39 ones?

\_\_\_\_\_

**2.** What number can be shown using 9 tens and 27 ones?

\_\_\_\_\_

**3.** What number can be shown using 6 tens and 34 ones?

\_\_\_\_\_





Name \_\_\_\_\_ Date \_\_\_\_\_

Learning Target: I will name numbers to 120

2<sup>nd</sup> Grade - Readiness Standard 1 - 1.NBT.1

## Session 5: Guided Practice (We Do - Continued)

**You Do Together:** (As a class, or in small groups)

- Students take turns leading to find each mystery number.

**4.** What number can be shown using 8 tens and 17 ones?

\_\_\_\_\_

**5.** What number can be shown using 3 tens and 28 ones?

\_\_\_\_\_

**6.** What number can be shown using 10 tens and 13 ones?

\_\_\_\_\_

# Quick Check - Form E

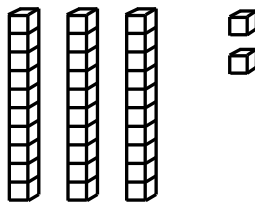
2<sup>nd</sup> Grade - Readiness Standard 1 - 1.NBT.1

Name \_\_\_\_\_ Date \_\_\_\_\_

**Learning Target:** I will name numbers to 120.

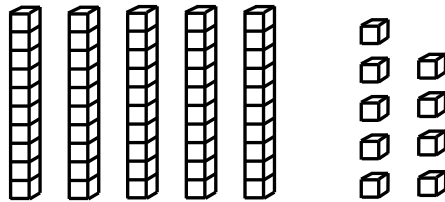
**Directions:** Write each number shown by the base ten blocks. (Work time: 3 minutes)

1.




\_\_\_\_\_

2.



\_\_\_\_\_

3.

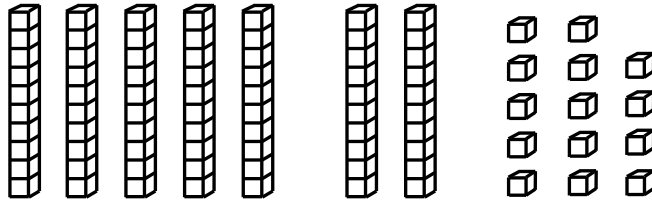


\_\_\_\_\_

# Quick Check - Form E

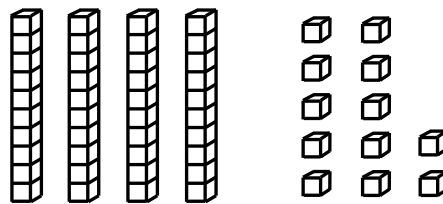
2<sup>nd</sup> Grade - Readiness Standard 1 - 1.NBT.1

4.



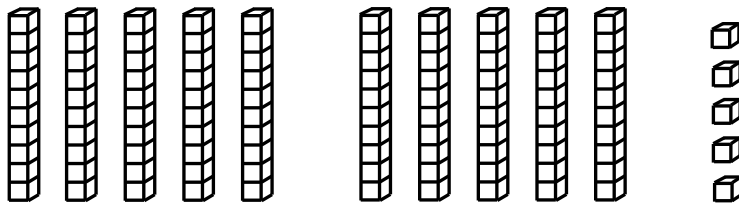
\_\_\_\_\_

5.



\_\_\_\_\_

6.



\_\_\_\_\_



Name \_\_\_\_\_

Date \_\_\_\_\_

**Learning Target:** I will name numbers to 120

2<sup>nd</sup> Grade - Readiness Standard 1 - 1.NBT.1

## Session 6: Guided Practice (We Do)

**We Do Together:** (Teacher Actions)

- Use math drawings to find the mystery number.
- Write and say the expanded and standard form the mystery number

**1.** What number can be shown using 6 tens and 29 ones?

\_\_\_\_\_

**2.** What number can be shown using 10 tens and 14 ones?

\_\_\_\_\_

**3.** What number can be shown using 4 tens and 35 ones?

\_\_\_\_\_



Name \_\_\_\_\_ Date \_\_\_\_\_

Learning Target: I will name numbers to 120

2<sup>nd</sup> Grade - Readiness Standard 1 - 1.NBT.1

## Session 6: Guided Practice (We Do - Continued)

**You Do Together:** (As a class, or in small groups)

- Students take turns leading to find each mystery number.

**4.** What number can be shown using 7 tens and 18 ones?

\_\_\_\_\_

**5.** What number can be shown using 4 tens and 23 ones?

\_\_\_\_\_

**6.** What number can be shown using 9 tens and 11 ones?

\_\_\_\_\_

# Quick Check - Form F


2<sup>nd</sup> Grade - Readiness Standard 1 - 1.NBT.1

Name \_\_\_\_\_ Date \_\_\_\_\_

**Learning Target:** I will name numbers to 120.

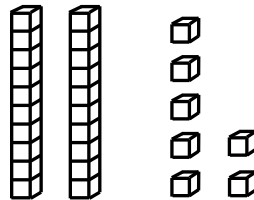
**Directions:** Write each number shown by the base ten blocks. (Work time: 3 minutes)

1.



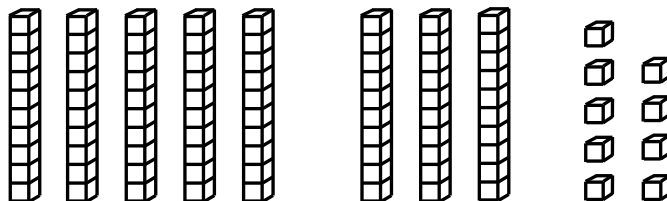
\_\_\_\_\_

2.



\_\_\_\_\_

3.




\_\_\_\_\_

# Quick Check - Form F

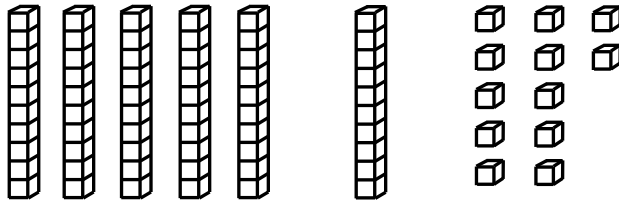
2<sup>nd</sup> Grade - Readiness Standard 1 - 1.NBT.1

4.




\_\_\_\_\_

5.



\_\_\_\_\_

6.



\_\_\_\_\_

Learning Target: I will name numbers to 120


2<sup>nd</sup> Grade - Readiness Standard 1 - 1.NBT.1

## Session 7: Guided Practice (We Do)

**We Do Together:** (Teacher Actions)


- Identify groups of tens to find the value of the base-ten blocks.
- Write and say the expanded and standard form the value.

1.



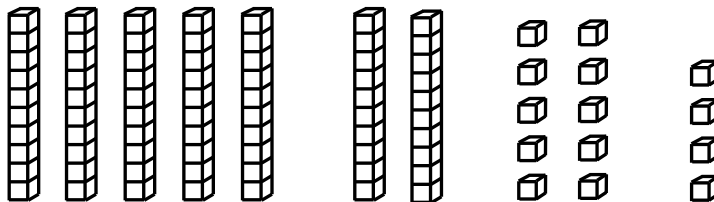
\_\_\_\_\_

2.



\_\_\_\_\_

3.



\_\_\_\_\_



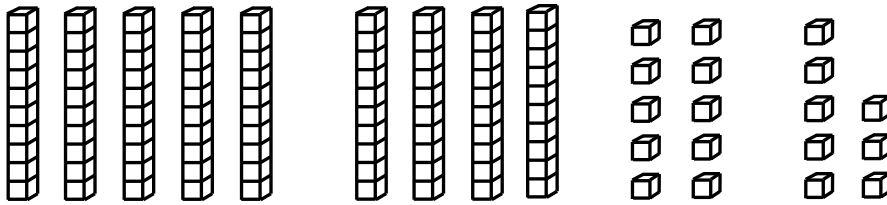
Learning Target: I will name numbers to 120

 2<sup>nd</sup> Grade - Readiness Standard 1 - 1.NBT.1

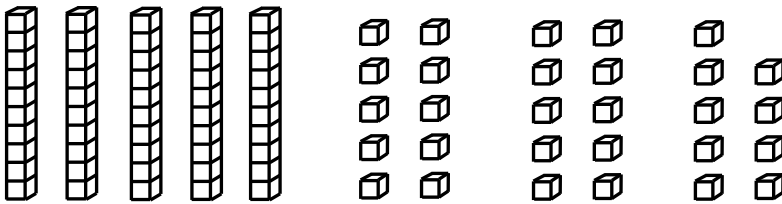
## Session 7: Guided Practice (We Do - Continued)

**You Do Together:** (As a class, or in small groups)

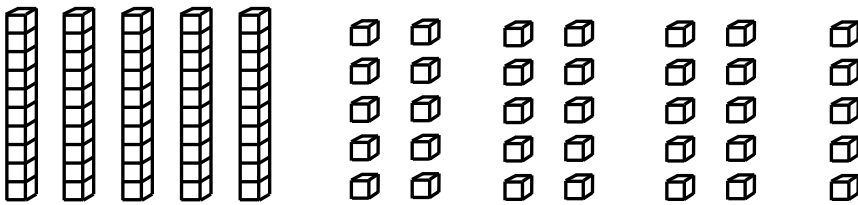
- Students take turns leading to find the value of the base ten blocks.

**4.**


\_\_\_\_\_

**5.**


\_\_\_\_\_

**6.**


\_\_\_\_\_

# Quick Check - Form G

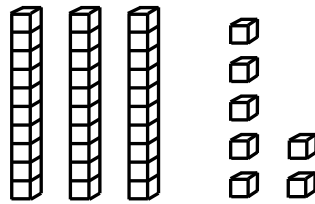
2<sup>nd</sup> Grade - Readiness Standard 1 - 1.NBT.1

Name \_\_\_\_\_ Date \_\_\_\_\_

**Learning Target:** I will name numbers to 120.

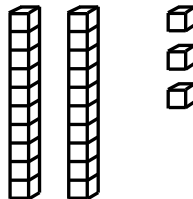
**Directions:** Write each number shown by the base ten blocks. (Work time: 3 minutes)

1.



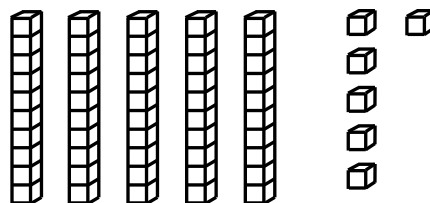
\_\_\_\_\_

2.



\_\_\_\_\_

3.




\_\_\_\_\_

# Quick Check - Form G

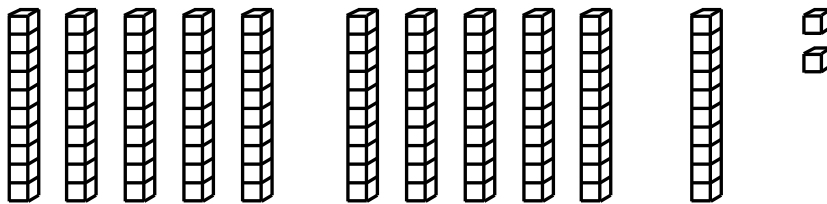
2<sup>nd</sup> Grade - Readiness Standard 1 - 1.NBT.1

4.




\_\_\_\_\_

5.



\_\_\_\_\_

6.



\_\_\_\_\_

Learning Target: I will name numbers to 120

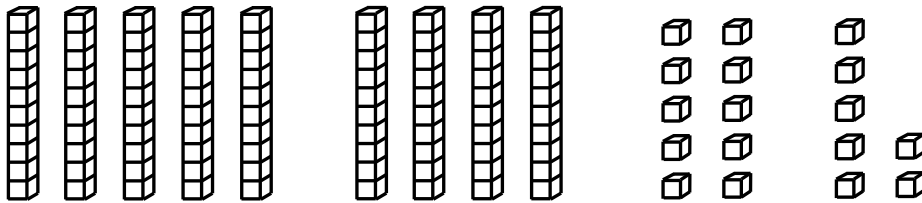
2<sup>nd</sup> Grade - Readiness Standard 1 - 1.NBT.1

## Session 8: Guided Practice (We Do)

**We Do Together:** (Teacher Actions)


- Identify groups of tens to find the value of the base-ten blocks.
- Write and say the expanded and standard form the value.

1.




\_\_\_\_\_

2.



\_\_\_\_\_

3.



\_\_\_\_\_

Learning Target: I will name numbers to 120


2<sup>nd</sup> Grade - Readiness Standard 1 - 1.NBT.1

## Session 8: Guided Practice (We Do - Continued)

**You Do Together:** (As a class, or in small groups)


- Students take turns leading to find the value of the base ten blocks.

4.



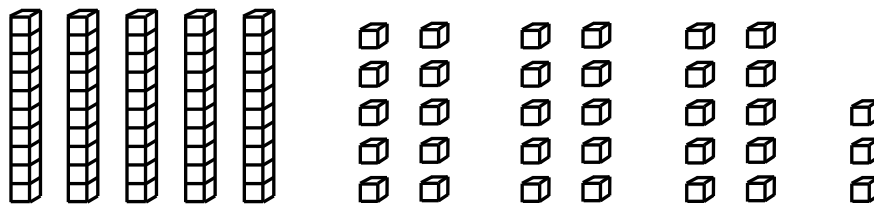
\_\_\_\_\_

5.



\_\_\_\_\_

6.



\_\_\_\_\_

# Quick Check - Form H

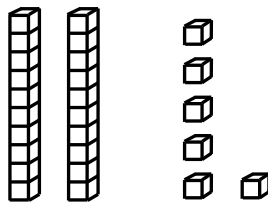
2<sup>nd</sup> Grade - Readiness Standard 1 - 1.NBT.1

Name \_\_\_\_\_ Date \_\_\_\_\_

**Learning Target:** I will name numbers to 120.

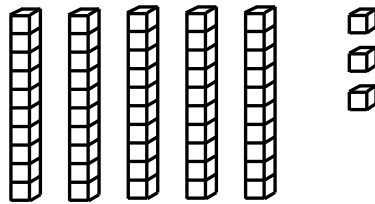
**Directions:** Write each number shown by the base ten blocks. (Work time: 3 minutes)

1.




\_\_\_\_\_

2.



\_\_\_\_\_

3.

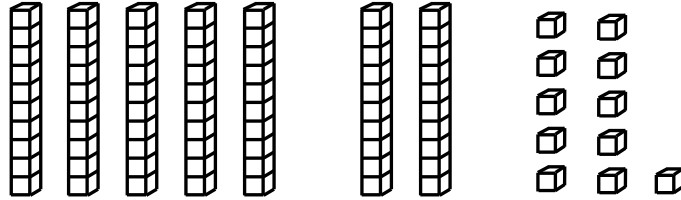


\_\_\_\_\_

# Quick Check - Form H

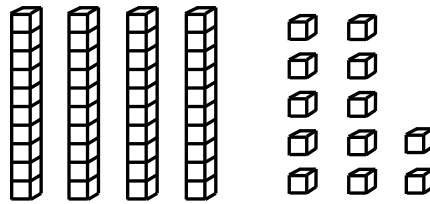
2<sup>nd</sup> Grade - Readiness Standard 1 - 1.NBT.1

4.



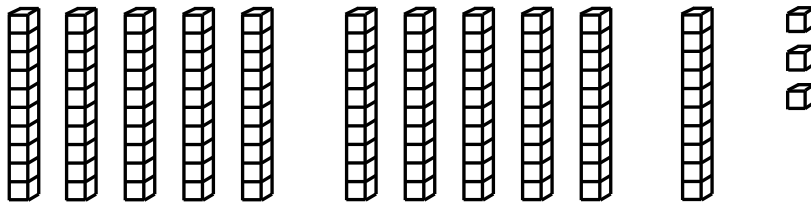
\_\_\_\_\_

5.



\_\_\_\_\_

6.



\_\_\_\_\_