



Independent Practice

1st Grade - Readiness Standard 2 - K.CC.7

Learning Target: I will compare numbers to 10.

Title of Game: Play “Whose number is Greater!”

Number of Players: 2

Objective: To be the player with the most (or least) cards at the end of the game.

Materials:

- 1 set of Number Cards per player (numbers 1-10)
 - (Use the Ten-Frame Cards in place of the Number Cards to provide visual support.)
- 1 recording sheet per group

Directions:

- Each player turns over their top card and writes their number on the recording sheet
- The player with the greater number circles their number and says,
“My number ___ is greater than ___, because ____.”
- The player with the lesser number responds by saying,
“My number ___ is less than ___, because ____.”
- The player with the greater number takes both cards
- Repeat until all cards have been played

Decide the Winner:

- At the end of the game, the teacher flips a coin
 - If the coin lands **heads up**, the winner is the player with the **greater** number of cards
 - If the coin lands **tails up**, the winner is the player with the **lesser** number of cards

Accessibility Option:

- Use the Ten-Frame Cards for students struggling with the values of each number. (p. 32)



Names _____

Date _____

Learning Target: I will compare numbers to 10

Independent Practice: Whose Number is Greater? (Recording Sheet)

Directions:

- Each player turns over their top card and writes their number on the recording sheet.
- The player with the **greater** number circles their number and says,
“My number ___ is greater than ___, because ___.”
- The player with the **lesser** number responds by saying,
“My number ___ is less than ___, because ___.”
- The player with the greater number takes both cards.
- Repeat until all cards have been played.

Round 1 <div style="display: flex; justify-content: space-around;"> <div style="text-align: center;">_____ Player 1</div> <div style="text-align: center;">_____ Player 2</div> </div>	Round 2 <div style="display: flex; justify-content: space-around;"> <div style="text-align: center;">_____ Player 1</div> <div style="text-align: center;">_____ Player 2</div> </div>
Round 3 <div style="display: flex; justify-content: space-around;"> <div style="text-align: center;">_____ Player 1</div> <div style="text-align: center;">_____ Player 2</div> </div>	Round 4 <div style="display: flex; justify-content: space-around;"> <div style="text-align: center;">_____ Player 1</div> <div style="text-align: center;">_____ Player 2</div> </div>
Round 5 <div style="display: flex; justify-content: space-around;"> <div style="text-align: center;">_____ Player 1</div> <div style="text-align: center;">_____ Player 2</div> </div>	Round 6 <div style="display: flex; justify-content: space-around;"> <div style="text-align: center;">_____ Player 1</div> <div style="text-align: center;">_____ Player 2</div> </div>
Round 7 <div style="display: flex; justify-content: space-around;"> <div style="text-align: center;">_____ Player 1</div> <div style="text-align: center;">_____ Player 2</div> </div>	Round 8 <div style="display: flex; justify-content: space-around;"> <div style="text-align: center;">_____ Player 1</div> <div style="text-align: center;">_____ Player 2</div> </div>
Round 9 <div style="display: flex; justify-content: space-around;"> <div style="text-align: center;">_____ Player 1</div> <div style="text-align: center;">_____ Player 2</div> </div>	Round 10 <div style="display: flex; justify-content: space-around;"> <div style="text-align: center;">_____ Player 1</div> <div style="text-align: center;">_____ Player 2</div> </div>

Number Cards (2 Sets)

1st Grade - Readiness Standard 2 - K.CC.7

Set 1

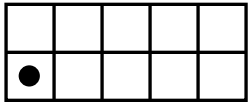
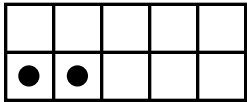
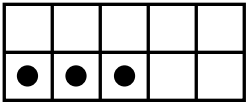
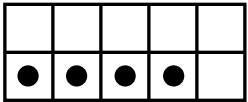
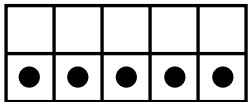
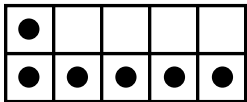
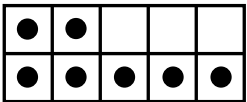
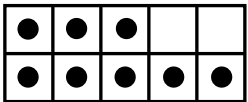
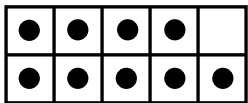
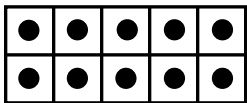
Set 2

1	<u>6</u>	1	<u>6</u>
2	7	2	7
3	8	3	8
4	<u>9</u>	4	<u>9</u>
5	10	5	10

Ten-Frame Cards

1st Grade - Readiness Standard 2 - K.CC.7

Option: Use the Ten-Frame Cards in place of the Number Cards to provide visual support

<p style="text-align: center;">1</p> 	<p style="text-align: center;">2</p> 	<p style="text-align: center;">3</p> 	<p style="text-align: center;">4</p> 
<p style="text-align: center;">5</p> 	<p style="text-align: center;">6</p> 	<p style="text-align: center;">7</p> 	<p style="text-align: center;">8</p> 
<p style="text-align: center;">9</p> 	<p style="text-align: center;">10</p> 	<p style="text-align: center;">Greater Than</p>	<p style="text-align: center;">Less Than</p>