



# **Algebra 1 Readiness Spring Progress Screening Packet**

*Algebra 1 readiness is measured using end-of-year benchmarks  
selected from 8<sup>th</sup> grade content standards.*

# **Table of Contents**

---

|   |        |
|---|--------|
| Preparation for Online Screening .....  | 3      |
| A. Teacher Account Preparation for Online Screening                                   |        |
| B. Access to the Student Dashboard  |        |
| C. Sign Out to Resume a Student Screener  |        |
| D. Script Notes   |        |
| E. Materials Checklist for Online Screening   |        |
| <br>  |        |
| Script for Online Screening ( <b>Option 1:</b> Students work at the same pace) .....  | 6 - 10 |
| <br>  |        |
| Script for Online Screening ( <b>Option 2:</b> Students work at their own pace) ..... | 11, 12 |
| <br>  |        |
| Work Paper Blackline Masters ( <b>Option 1:</b> With no border).....                  | 13, 14 |
| <br>  |        |
| Work Paper Blackline Masters ( <b>Option 2:</b> Includes a border) .....              | 15, 16 |

# Preparation for Readiness Screening

## A. Teacher Account Preparation for Online Screening *(Video support is available.)*

1. **Verify** how your students will get to [inqwizit.oaisd.org](http://inqwizit.oaisd.org). (**Internet Explorer is not recommended.**)



2. **Sign in** using your teacher username and password.

Username: \_\_\_\_\_ Password: \_\_\_\_\_

3. **Write** the name of the course to be screened in the empty box on page 8 of the script.

4. Click on the name of the course. (*Right side of screen, under **MY INACTIVE COURSES***)

5. Please **verify** the student roster for this course (if prompted).

- If the roster is **correct**, select 
- If the roster is **not correct**, select . Then, ask your building administrator to add the student(s) to the course.

6. **Subscribe** the course to Delta Math.

- Click Subscribe for the available Delta Math screening cycle. (*Right side of screen, Under **AVAILABLE PROGRAMS***)

7. **Assign & View** a readiness screener to the course and make it **available** to students.

a. Click Assign & View for a grade level readiness screener.

b. Change the availability from  to .

8. **Print** the course list that includes each student username and password.

a. Click the  tab. (*Top of screen*)

b. Click on the name of the course. (*Right side of screen*)

c. Click .

**Option:** Create a Course PIN to help all students in the class to sign in using a common PIN.


a. Click the  tab. (*Top of screen*)

b. Click **Course PIN: Set PIN**


c. Set the PIN for the class. (*This PIN will only be active for the date you choose.*)


**Note:** To add additional screeners, click on the class name from the Dashboard and repeat step 6.

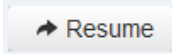

## B. Access to the Student Dashboard

- a. Click on the student's name to return to the dashboard.
- b. Choose the correct screener.
- c. Click  .

## C. Sign Out and Resume a Student Screener

- a. Click  to end a screener that needs to be completed at a later time.

Note: Do not click  ...screeners cannot be resumed after they have been turned in.

- b. The next time a student signs in, click  and  .

Note: Each screener will resume on the question the student was on when he/she signed out.

## D. Script Notes

1. Additional helpers can sign in each student prior to the group entering the computer lab using a Course PIN.
2. Say what is in bold text and do what is in italicized text.
3. Include an appropriate pause at the end of each statement.
4. Provide the recommended wait time for each problem. To maintain a calm environment, if the recommended wait time elapses and a student is finishing up a problem, you may provide up to 15 extra seconds before asking the group to click to the next problem.
5. Students will be directed to write and solve longer computational problems on work paper. (See question 10 on page 11 and Delta Math work paper on pages 16-19.)
6. Proficiency with the math facts is measured online with questions 13 and 14. The benchmark for demonstrating proficiency is 10 or more correct in 1 minute 30 seconds.

## E. Materials Checklist for Online Screening

|   |                              |
|---|------------------------------|
| Student Usernames and Passwords ( <i>Or, an active Course PIN</i> ) | Yes <input type="checkbox"/> |
| Online Screening Script   | Yes <input type="checkbox"/> |
| Timer to track recommended wait time                                | Yes <input type="checkbox"/> |
| Delta Math Work Paper (2 Sheets: Front and Back)                    | Yes <input type="checkbox"/> |
| Pencils   | Yes <input type="checkbox"/> |

# Script for Online Readiness Screening

(Total Time: 30 minutes)

Verify that all students are online at <https://inqwizit.oaisd.org>

- Note: Skip steps 1-2 if students were signed in ahead of time using a Course PIN.

**1. Click in each box to enter your username and password.**

*(Look for hands.)*

**2. Click SIGN IN. Raise your hand if you need help with your username or password.**

*(Look for hands.)*

**Look in the upper right part of your screen. If you see the word “Change” make sure you see our school district. If it is not our school district click on CHANGE and choose our school district.**

**On the right side of the screen click on the name of our course...**



*(Look for hands.)*

**Click START for the Spring Progress – Algebra 1 readiness screener, then stop and listen for directions.**

**This readiness screener will help me see what you understand so I can plan my teaching.**

**Do not move ahead of the whole group. After I read each question, you will be given time to complete it.**

**Once you move to the next question, please do not go back.**

**For multiple choice questions, if you don't see your answer, please do not choose one.**

**If you click SIGN OUT or TURN IN without being asked, click CANCEL to continue this screener.**

**Take a deep breath, relax and try your best!**

**Click BEGIN.**

**Question 1...scissors**

**If you don't see scissors, please raise your hand.**

*(Look for hands.)*

**On your paper, find the value of  $x$  that makes the equation below true.**

**Then, click your answer.**

*(Wait 1 minute.)*

**Click NEXT.**

**Question 2...present**

**If you don't see a present, please raise your hand.**

*(Look for hands.)*

**On your paper, find the solution to the equation below.**

**Then, click your answer.**

*(Wait 1 minute 15 seconds.)*

**Click NEXT.**

**Question 3...picnic basket**

**On your paper, find the value of  $x$  that makes the following true.**

**Then, click your answer.**

*(Wait 1 minute 30 seconds.)*

Click NEXT.

**Question 4...wallet**

*(Look for hands.)*

**On your paper, find how many solutions make the following equation true?**

*(Wait 1 minute.)*

Click NEXT.

**Question 5...price tag**

*(Look for hands.)*

**On your paper, find how many solutions make the following equation true?**

*(Wait 1 minute.)*

Click NEXT.

**Question 6...pencil**

*(Look for hands.)*

**On your paper, find how many solutions make the following equation true?**

*(Wait 1 minute.)*

Click NEXT.

**Question 7...hand**

*(Look for hands.)*

**On your paper, find the values to complete the equation of the line represented in the graph. Then complete the equation of the line by clicking and dragging an answer choice to each blue answer box.**

*(Wait 45 seconds.)*

Click NEXT.



**Question 8...soccer ball**

*(Look for hands.)*

**On your paper, find the values to complete the equation of the line represented in the table. Then complete the equation of the line by clicking and dragging an answer choice to each blue answer box.**

*(Wait 45 seconds.)*

**Click NEXT.**

**Question 9...stars**

*(Look for hands.)*

**On your paper, find the values to complete the equation of the line that contains the two points. Then complete the equation of the line by clicking and dragging an answer choice to each blue answer box.**

*(Wait 1 minute 15 seconds.)*

**Click NEXT.**

**Question 10...drum**

*(Look for hands.)*

**Which expression is equivalent to the following?**

*(Wait 30 seconds.)*

**Click NEXT.**

**Question 11...house**

*(Look for hands.)*

**Which expression is equivalent to the following?**

*(Wait 30 seconds.)*

Click **NEXT**.

**Question 12...butterfly**

*(Look for hands.)*

**Which expression is equivalent to the following?**

*(Wait 30 seconds.)*

Click **NEXT**.

**Question 13...apple**

*(Look for hands.)*

**Solve the equation for  $x$ .**

*(Wait 30 seconds.)*

Click **NEXT**.

**Question 14...key**

*(Look for hands.)*

**Solve the equation for  $x$ .**

*(Wait 30 seconds.)*

Click **NEXT**.

**Question 15...bag**

*(Look for hands.)*

**Solve the equation for  $x$ .**

*(Wait 30 seconds.)*

Click **TURN IN** and then click **TURN IN** again to save your answers.

**This math screener is now finished, thank you for trying your best!**

Please click **SIGN OUT** to end this session.

# Script for Online Readiness Screening (Option 2)

(Total Time: 30 minutes)

Verify that all students are online at <https://inqwizit.oaisd.org>

- Note: Skip steps 1-2 if students were signed in ahead of time using a Course PIN.

1. Click in each box to enter your username and password.


(Look for hands.)

2. Click **SIGN IN**. Raise your hand if you need help with your username or password.

(Look for hands.)

Look in the upper right portion of your screen. If you see the word “Change” make sure you see our school district. If it is not our school district click on **CHANGE** and choose our school district.

On the right side of the screen click on the name of our course...



(Look for hands.)

Click **START** for the **Spring Progress – Algebra 1** readiness screener, then stop and listen for directions.

This readiness screener will help me see what you understand so I can plan my teaching.

You will have 30 minutes to work at your own pace and complete this readiness screener.

Please show your work on the Delta Math work paper for each longer computational question.

For multiple choice questions, if you don't see your answer, please do not choose one.

If you click **SIGN OUT** or **TURN IN** without being asked, click **CANCEL** to continue this readiness screener.

**When you are finished, click TURN IN and then click TURN IN again to save your answers. Your screen should read, “Thank you for trying your best!”**

**Then, put your pencil down and wait for further instructions.**


**Take a deep breath, relax and try your best!**

**Click BEGIN.**



# Work Paper


Name: \_\_\_\_\_





# Work Paper

Name: \_\_\_\_\_





# Work Paper

Name: \_\_\_\_\_

|  |  |
|--|--|
|  |  |
|  |  |
|  |  |



# Work Paper

Name: \_\_\_\_\_

|  |  |
|--|--|
|  |  |
|  |  |
|  |  |