



5th Grade Readiness
Spring Progress Screening Packet

*5th grade readiness is measured using end-of-year benchmarks
selected from 4th grade content standards.*

Table of Contents


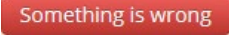



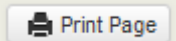
Preparation for Online Readiness Screening	3
A. Teacher Account Preparation for Online Screening	
B. Access to the Student Dashboard	
C. Sign Out to Resume a Student Screener	
D. Script Notes	
E. Materials Checklist for Online Screening	
Script for Online Readiness Screening	6 - 11
Work Paper Blackline Masters (Option 1: With no border)	12, 13
Work Paper Blackline Masters (Option 2: Includes a border)	14, 15

Preparation for Readiness Screening


A. Teacher Account Preparation for Online Screening *(Video support is available.)*

1. **Verify** how your students will get to inqwizit.aisd.org. (**Internet Explorer is not recommended.**)
2. **Sign in** using your teacher username and password.

Username: _____ Password: _____


3. **Write** the name of the course to be screened in the empty box on page 8 of the script.
4. Click on the name of the course. *(Right side of screen, under **MY INACTIVE COURSES**)*
5. Please **verify** the student roster for this course (if prompted).
 - If the roster is **correct**, select 
 - If the roster is **not correct**, select . Then, ask your building administrator to add the student(s) to the course.
6. **Subscribe** the course to Delta Math.
 - Click Subscribe for the available Delta Math screening cycle. *(Right side of screen, Under **AVAILABLE PROGRAMS**)*
7. **Assign & View** a readiness screener to the course and make it **available** to students.
 - a. Click Assign & View for a grade level readiness screener.
 - b. Change the availability from  to .
8. **Print** the course list that includes each student username and password.
 - a. Click the  tab. *(Top of screen)*
 - b. Click on the name of the course. *(Right side of screen)*
 - c. Click .

Option: Create a Course PIN to help all students in the class to sign in using a common PIN.


- a. Click the  tab. *(Top of screen)*
- b. Click **Course PIN: Set PIN**
- c. Set the PIN for the class. *(This PIN will only be active for the date you choose.)*


Note: To add additional screeners, click on the class name from the Dashboard and repeat step 6.

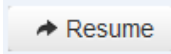

B. Access to the Student Dashboard

- a. Click on the student's name to return to the dashboard.
- b. Choose the correct screener.
- c. Click  .

C. Sign Out and Resume a Student Screener

- a. Click  to end a screener that needs to be completed at a later time.

Note: Do not click  ...screeners cannot be resumed after they have been turned in.

- b. The next time a student signs in, click  and  .

Note: Each screener will resume on the question the student was on when he/she signed out.

D. Script Notes

1. Additional helpers can sign in each student prior to the group entering the computer lab using a Course PIN.
2. Say what is in bold text and do what is in italicized text.
3. Include an appropriate pause at the end of each statement.
4. Provide the recommended wait time for each problem. To maintain a calm environment, if the recommended wait time elapses and a student is finishing up a problem, you may provide up to 15 extra seconds before asking the group to click to the next problem.
5. Students will be directed to write and solve longer computational problems on work paper. (See question 10 on page 11 and Delta Math work paper on pages 16-19.)
6. Proficiency with the math facts is measured online with questions 13 and 14. The benchmark for demonstrating proficiency is 10 or more correct in 1 minute 30 seconds.

E. Materials Checklist for Online Screening

Student Usernames and Passwords <i>(Or, an active Course PIN)</i>	Yes <input type="checkbox"/>
Online Screening Script	Yes <input type="checkbox"/>
Timer to track recommended wait time	Yes <input type="checkbox"/>
Delta Math Work Paper (2 Sheets: Front and Back)	Yes <input type="checkbox"/>
Pencils	Yes <input type="checkbox"/>

Script for Online Readiness Screening

(Total Time: 30 minutes)

Verify that all students are online at <https://inqwizit.oaisd.org>

- Note: Skip steps 1-2 if students were signed in ahead of time using a Course PIN.

1. Click in each box to enter your username and password.

(Look for hands.)

2. Click SIGN IN. Raise your hand if you need help with your username or password.

(Look for hands.)

Look in the upper right part of your screen. If you see the word “Change” make sure you see our school district. If it is not our school district click on CHANGE and choose our school district.

On the right side of the screen click on the name of our course...



(Look for hands.)

Click START for the Spring Progress – Grade 5 readiness screener, then stop and listen for directions.

This readiness screener will help me see what you understand so I can plan my teaching.

Do not move ahead of the whole group. After I read each question, you will be given time to complete it.

Once you move to the next question, please do not go back.

For multiple choice questions, if you don't see your answer, please do not choose one.

If you click SIGN OUT or TURN IN without being asked, click CANCEL to continue this screener.

Take a deep breath, relax and try your best!

Click **BEGIN**.

Question 1...scissors

If you don't see scissors, please raise your hand.

(Look for hands.)

On your paper, multiply 359 times 4. Then, type your answer in the empty box.

(Wait 1 minute.)

Click **NEXT** to go to question 2.

Question 2...present

If you don't see a present, please raise your hand.

(Look for hands.)

On your paper, multiply 2753 times 6. Then, type your answer in the empty box.

(Wait 1 minute.)

Click **NEXT** to go to question 3.

Question 3...picnic basket

If you don't see a picnic basket, please raise your hand.

(Look for hands.)

On your paper, multiply 76 times 15. Then, type your answer in the empty box.

(Wait 1 minute.)

Click **NEXT**.

Question 4...wallet

(Look for hands.)

On your paper, divide 41 by 5. Then, click your answer.

(Wait 45 seconds.)

Click **NEXT**.

Question 5...price tag

(Look for hands.)

On your paper, divide 504 by 6. Then, type your answer in the empty box.

(Wait 1 minute.)

Click **NEXT**.

Question 6...pencil

(Look for hands.)

On your paper, divide 8,160 by 5. Then, type your answer in the empty box. *(Wait 1 minute and 15 seconds.)*

Click **NEXT**.

Question 7...hand

(Look for hands.)

Which sign compares the two fractions?

Remember to use your paper and pencil if necessary.

(Wait 45 seconds.)

Click **NEXT**.

Question 8...soccer ball

(Look for hands.)

Which sign compares the two fractions?

(Wait 45 seconds.)

Click **NEXT**.

Question 9...stars

(Look for hands.)

Which sign compares the two fractions?

(Wait 45 seconds.)

Click **NEXT**.

Question 10...drum

(Look for hands.)

The mixed number four and one-third is equivalent to which expression?

(Wait 45 seconds.)

Click **NEXT**.

Question 11...house

(Look for hands.)

The mixed number three and five-sixths is equivalent to which expression?

(Wait 45 seconds.)

Click **NEXT**.

Question 12...butterfly

(Look for hands.)

The improper fraction thirteen-thirds is equivalent to which mixed number or fraction?

(Wait 45 seconds.)

Click **NEXT**.

Question 13...apple

(Look for hands.)

On your paper, add two and four-fifths plus three and three-fifths.

Then, click your answer.

(Wait 1 minute.)

Click **NEXT**.

Question 14...key

(Look for hands.)

On your paper, subtract four and five-sixths minus one and four-sixths. Then, click your answer.

(Wait 1 minute.)

Click **NEXT**.

Question 15...bag

(Look for hands.)

On your paper, subtract four and one-seventh minus two and three-sevenths. Then, click your answer.

(Wait 1 minute.)

Click **NEXT**.

Question 16...books

(Look for hands.)

The fraction one-fourth times three is equivalent to which expression?

(Wait 45 seconds.)

Click **NEXT**.

Question 17...fence

(Look for hands.)

On your paper, multiply five times one-third. Then, click your answer.

(Wait 45 seconds.)

Click **NEXT**.

Question 18...earth

(Look for hands.)

On your paper, multiply three times five-sixths. Then, click your answer.

(Wait 45 seconds.)

Click TURN IN, then click TURN IN again to save your answers.

This math screener is now finished, thank you for trying your best!

Please click **SIGN OUT to end this session.**



Work Paper

Name: _____

A large blank coordinate grid consisting of a vertical y-axis and two horizontal x-axes, creating four quadrants. The grid is intended for graphing mathematical functions or data.



Work Paper

Name: _____

A large blank coordinate grid consisting of a vertical y-axis and two horizontal x-axes, creating four quadrants. The grid is intended for graphing mathematical functions or data.



Work Paper

Name: _____



Work Paper

Name: _____
