



5th Grade - Fall Tier 3 Screening Packet

Tier 3 screeners are intended for students not responding to tier 2 interventions.

Table of Contents

Preparation for Online Screening.....	3
A. Teacher Account Preparation for Online Screening	
B. Access to the Student Dashboard	
C. Sign Out to Resume a Student Screener	
D. Script Notes	
E. Materials Checklist for Online Screening	
Script for Timed Facts Tier 3 Screening.....	6
Script for Online Screening	9
Blackline Masters for the Paper-based Timed Facts Tier 3 Screener.....	19-22
Work Paper Blackline Masters	23-26

Preparation for Readiness Screening

A. Teacher Account Preparation for Online Screening *(Video support is available.)*

1. **Verify** how your students will get to inqwizit.oaisd.org. (*Internet Explorer is not recommended.*)


2. **Sign in** using your teacher username and password.

Username: _____ Password: _____

3. **Write** the name of the course to be screened in the empty box on page 10 of the script.

4. Click on the name of the course. *(Right side of screen, under **MY INACTIVE COURSES**)*



5. Please **verify** the student roster for this course (if prompted).

- If the roster is **correct**, select 
- If the roster is **not correct**, select . Then, ask your building administrator to add the student(s) to the course.


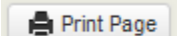
6. **Subscribe** the course to Delta Math.

- Click Subscribe for the available Delta Math screening cycle. *(Right side of screen, Under **AVAILABLE PROGRAMS**)*


7. **Assign & View** a readiness screener to the course and make it **available** to students.

- Click Assign & View for a grade level readiness screener.
- Change the availability from  to .

8. **Print** the course list that includes each student username and password.


- Click the  tab. *(Top of screen)*
- Click on the name of the course. *(Right side of screen)*
- Click .

Option: Create a Course PIN to help all students in the class to sign in using a common PIN.



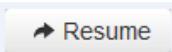

- Click the  tab. *(Top of screen)*
- Click Course PIN: Set PIN
- Set the PIN for the class. *(This PIN will only be active for the date you choose.)*

Note: To add additional screeners, click on the class name from the Dashboard and repeat step 6.

B. Access to the Student Dashboard

- a. Click on the student's name to return to the dashboard.
- b. Choose the correct screener.
- c. Click  .

C. Sign Out and Resume a Student Screener

- a. Click  to end a screener that needs to be completed at a later time.
Note: Do not click  ...screeners cannot be resumed after they have been turned in.
- b. The next time a student signs in, click  and  .

Note: Each screener will resume on the question the student was on when he/she signed out.

D. Script Notes

1. Say what is in bold text and do what is in italicized text.
2. Provide the recommended wait time for each problem.
3. Include an appropriate pause at the end of each statement.
4. Students complete the Timed Facts part of the screener. (See pages 6, 19-22)
5. Teachers record the number of correct timed facts for each student prior to entering the computer lab. (See page 8)
6. Additional helpers sign in each student prior to the group entering the computer lab. (See steps 1-3 on page 9)
7. Students will be directed to write and solve longer computational problems on work paper. (See question 10 on page 13 and Delta Math work paper on pages 23-26)
8. Enter the number of correct Timed Facts for each student at the end of the online part of the screener. (See questions 31-34 on page 18)

E. Materials Checklist for Online Screening

Timed Facts Screening Script	Yes <input type="checkbox"/>
Online Screening Script	Yes <input type="checkbox"/>
Timer to track recommended wait time	Yes <input type="checkbox"/>
Timed Facts Handouts	Yes <input type="checkbox"/>
Work Paper (3-sides of Delta Math, blank or lined)	Yes <input type="checkbox"/>
Pencils	Yes <input type="checkbox"/>
Student Usernames and Passwords	Yes <input type="checkbox"/>

Script for Timed Facts Tier 3 Screening

(Total Time: 8 minutes)

Please write your name at the top of the Timed Facts Tier 3 screener and put your pencil down.

(Hand out the Timed Facts readiness screener to each student.)

If you don't see scissors, please raise your hand.

(Look for hands.)

When you are told to begin, answer as many addition problems as you can in 1 minute.

If you don't know an answer, please do not guess.

Pick up your pencil and begin.

(Wait 1 minute.)

Please stop and put your pencil down.

Turn your paper over and keep your pencil down.

If you don't see a present, please raise your hand.

(Look for hands.)

When you are told to begin, answer as many subtraction problems as you can in 1 minute.

If you don't know an answer, please do not guess.

Pick up your pencil and begin.

(Wait 1 minute.)

Please stop and put your pencil down.

Turn your paper over and keep your pencil down.

If you don't see a picnic basket, please raise your hand.

(Look for hands.)

When you are told to begin, answer as many multiplication problems as you can in 1 minute.

Please remember, do not guess.

Pick up your pencil and begin.

(Wait 1 minute.)

Please stop and put your pencil down.

If you don't see a wallet, please raise your hand.

(Look for hands.)

When you are told to begin, answer as many division problems as you can in 1 minute.

Please remember, do not guess.

Pick up your pencil and begin.

(Wait 1 minute.)

Please stop and put your pencil down.

Make sure your name is at the top of your paper and hand it in to me.

- *Collect the unscored, Timed Facts Tier 3 readiness screener from each student.*
- *Record the number of correct answers at the bottom of each page.*
- *Bring the scored Timed Facts Tier 3 readiness screener to the online screening session.*

Script for Online Screening

(Total Time: 45 minutes)

Verify that all students are ready to screen:

- Work paper
- Pencils
- Online at <https://inqwizit.oaisd.org>

Option: Skip steps 1-2 if students are already signed in.

1. Click in each box to enter your username and password.

(Look for hands.)

2. Click SIGN IN. Raise your hand if you need help with your username or password.

(Look for hands.)

Look in the upper right portion of your screen. If you see the word “Change” make sure you see our school district. If it is not our school district click on CHANGE and choose our school district.

On the right side of the screen click on the name of our course...



(Look for hands.)

Click START for the Fall – Grade 5 – Tier 3 screener, then stop and listen for directions.

Do not move ahead of the whole group. After I read each question, you will be given time to work on the paper I provided and then click on your answer.

Once you move to the next question, do not go back.

If you don't know an answer, please do not guess.

If you don't see your answer, please do not choose one. Make sure all answer choices are not shaded and click NEXT, when asked.

If you click SIGN OUT or TURN IN without being asked, click CANCEL to continue this readiness screener.

Take a deep breath, relax and try your best!

Click BEGIN.

Question 1...scissors

If you don't see scissors, please raise your hand.

(Look for hands.)

Which number is shown by the base ten blocks?

(Wait 20 seconds.)

Click NEXT to go to question 2.

Question 2...present

If you don't see a present, please raise your hand.

(Look for hands.)

Which number is shown by the base ten blocks?

(Wait 20 seconds.)

Click **NEXT** to go to question 3.

Question 3...picnic basket

If you don't see a picnic basket, please raise your hand.

(Look for hands.)

Which number is shown by the base ten blocks?

(Wait 20 seconds.)

Click **NEXT**.

Question 4...wallet

(Look for hands.)

Without your paper and pencil, add 825 plus 100.

Please do not guess.

(Wait 30 seconds.)

Click **NEXT**.

Question 5...price tag

(Look for hands.)

Without your paper and pencil, subtract 603 minus 10.

(Wait 30 seconds.)

Click **NEXT**.

Question 6...pencil

(Look for hands.)

Without your paper and pencil, subtract 719 minus 100.

(Wait 30 seconds.)

Click **NEXT**.

Question 7...hand

(Look for hands.)

Which sign compares the two numbers?

Remember to use your paper and pencil if necessary.

(Wait 30 seconds.)

Click **NEXT**.

Question 8...soccer ball

(Look for hands.)

Which sign compares the two numbers?

(Wait 30 seconds.)

Click **NEXT**.

Question 9...stars

(Look for hands.)

Which sign compares the two numbers?

(Wait 30 seconds.)

Click **NEXT**.

Question 10...drum

(Look for hands.)

On your paper, add 67 plus 22. Then, type your answer in the empty box.

(Wait 45 seconds.)

Click **NEXT**.

Question 11...house

(Look for hands.)

On your paper, add 39 plus 27. Then, type your answer in the empty box.

(Wait 45 seconds.)

Click **NEXT**.

Question 12...butterfly

(Look for hands.)

On your paper, add 73 plus 45. Then, type your answer in the empty box.

(Wait 45 seconds.)

Click **NEXT**.

Question 13...apple

(Look for hands.)

On your paper, add 372 plus 214. Then, type your answer in the empty box.

(Wait 45 seconds.)

Click **NEXT**.

Question 14...key

(Look for hands.)

On your paper, add 637 plus 156. Then, type your answer in the empty box.

(Wait 45 seconds.)

Click NEXT.

Question 15...bag

(Look for hands.)

On your paper, add 168 plus 395. Then, type your answer in the empty box.

(Wait 45 seconds.)

Click NEXT.

Question 16...books

(Look for hands.)

On your paper, subtract 75 minus 32. Then, type your answer in the empty box.

(Wait 45 seconds.)

Click NEXT.

Question 17...fence

(Look for hands.)

On your paper, subtract 64 minus 18. Then, type your answer in the empty box.

(Wait 45 seconds.)

Click NEXT.

Question 18...earth

(Look for hands.)

On your paper, subtract 90 minus 36. Then, type your answer in the empty box.

(Wait 45 seconds.)

Click **NEXT**.

Question 19...baseball

(Look for hands.)

On your paper, subtract 600 minus 128. Then, type your answer in the empty box.

(Wait 45 seconds.)

Click **NEXT**.

Question 20...crown

(Look for hands.)

On your paper, subtract 438 minus 163. Then, type your answer in the empty box.

(Wait 45 seconds.)

Click **NEXT**.

Question 21...calculator

(Look for hands.)

On your paper, subtract 835 minus 367. Then, type your answer in the empty box.

(Wait 45 seconds.)

Click **NEXT**.

Question 22...football

(Look for hands.)

Which fraction has a denominator of 6 and a numerator of 4?

Please do not guess.

(Wait 30 seconds.)

Click NEXT.

Question 23...sign

(Look for hands.)

Each section of the square below is the same size.

What fractional part of the square appears to be shaded?

(Wait 30 seconds.)

Click NEXT.

Question 24...flower

(Look for hands.)

Which diagram appears to show fractional parts of one-half?

(Wait 30 seconds.)

Click NEXT.

Question 25...soccer ball

(Look for hands.)

What is the name of each equal part between 0 and 1?

(Wait 20 seconds.)

Click NEXT.

Question 26...pen

(Look for hands.)

What fraction is shown by point C?

(Wait 30 seconds.)

Click **NEXT**.

Question 27...tree

(Look for hands.)

What fraction is shown by point P?

(Wait 30 seconds.)

Click **NEXT**.

Question 28...runner

(Look for hands.)

Which sign compares the two fractions?

(Wait 20 seconds.)

Click **NEXT**.

Question 29...truck

(Look for hands.)

Which sign compares the two fractions?

(Wait 20 seconds.)

Click **NEXT**.

Question 30...light bulb

(Look for hands.)

Which sign compares the two fractions?

(Wait 20 seconds.)

(Hold up the completed and scored Timed Facts readiness screeners.)

For questions 31, 32, 33, and 34, I/we will walk around the room and click on your number of correct addition, subtraction, multiplication, and division problems.

(Select the number of correct timed facts for each student.)

(Click TURN IN, then click TURN IN again to save each student's answers.)

Note: The screener should read, "Thank you for trying your best!"

This math screener is now finished, thank you for trying your best!

Please click SIGN OUT to end this session.

(Collect all materials from each student.)

Addition Timed Facts



Directions: When you are told to begin, answer as many addition problems as you can in 1 minute.

$4 + 8 = \underline{\quad}$

$8 + 9 = \underline{\quad}$

$9 + 3 = \underline{\quad}$

$4 + 7 = \underline{\quad}$

$6 + 6 = \underline{\quad}$

$8 + 6 = \underline{\quad}$

$8 + 7 = \underline{\quad}$

$9 + 5 = \underline{\quad}$

$9 + 6 = \underline{\quad}$

$5 + 3 = \underline{\quad}$

$3 + 7 = \underline{\quad}$

$7 + 5 = \underline{\quad}$

$9 + 4 = \underline{\quad}$

$8 + 8 = \underline{\quad}$

Number Correct = _____



Please stop, put your pencil down
and wait for the next directions.

Fall – Grade 5 – Tier 3

(Continued)

Subtraction Timed Facts



Directions: When you are told to begin, answer as many subtraction problems as you can in 1 minute.

$13 - 5 = \underline{\quad}$

$14 - 9 = \underline{\quad}$

$15 - 7 = \underline{\quad}$

$16 - 8 = \underline{\quad}$

$11 - 3 = \underline{\quad}$

$12 - 5 = \underline{\quad}$

$12 - 9 = \underline{\quad}$

$13 - 4 = \underline{\quad}$

$14 - 7 = \underline{\quad}$

$15 - 6 = \underline{\quad}$

$11 - 8 = \underline{\quad}$

$12 - 3 = \underline{\quad}$

$13 - 6 = \underline{\quad}$

$11 - 4 = \underline{\quad}$

Number Correct = _____



Please stop, put your pencil down and wait for the next directions.

Fall – Grade 5 – Tier 3

(Continued)



Multiplication Timed Facts

Directions: When you are told to begin, answer as many multiplication problems as you can in 1 minute.

$4 \times 6 = \underline{\quad}$

$5 \times 3 = \underline{\quad}$

$2 \times 4 = \underline{\quad}$

$7 \times 3 = \underline{\quad}$

$7 \times 0 = \underline{\quad}$

$1 \times 8 = \underline{\quad}$

$8 \times 6 = \underline{\quad}$

$9 \times 6 = \underline{\quad}$

$9 \times 7 = \underline{\quad}$

$5 \times 9 = \underline{\quad}$

$5 \times 10 = \underline{\quad}$

$6 \times 2 = \underline{\quad}$

$8 \times 2 = \underline{\quad}$

$8 \times 4 = \underline{\quad}$

$3 \times 9 = \underline{\quad}$

$7 \times 7 = \underline{\quad}$

Number Correct =



Please stop, put your pencil down
and wait for the next directions.

Fall – Grade 5 – Tier 3

(Continued)



Division Timed Facts

Directions: When you are told to begin, answer as many division problems as you can in 1 minute.

$6 \div 2 = \underline{\quad}$

$72 \div 9 = \underline{\quad}$

$40 \div 8 = \underline{\quad}$

$36 \div 4 = \underline{\quad}$

$28 \div 4 = \underline{\quad}$

$64 \div 8 = \underline{\quad}$

$12 \div 3 = \underline{\quad}$

$28 \div 7 = \underline{\quad}$

$30 \div 5 = \underline{\quad}$

$10 \div 2 = \underline{\quad}$

$54 \div 6 = \underline{\quad}$

$18 \div 6 = \underline{\quad}$

$24 \div 3 = \underline{\quad}$

$50 \div 10 = \underline{\quad}$

$42 \div 6 = \underline{\quad}$

$14 \div 7 = \underline{\quad}$


Number Correct =




Please stop, put your pencil down
and wait for the next directions.

Delta Math Work Paper

Name: _____



Delta Math Work Paper



Delta Math Work Paper

Name: _____

Delta Math Work Paper
