



Powered by



Algebra 1 – Spring Tier 3 Screening Packet

Pre-Algebra B readiness is measured using end-of-year benchmarks for integers, expressions and equations selected from the Common Core content standards.

Table of Contents

Preparation for Readiness Screening	3
A. Teacher Account Preparation for Online Screening	
B. Access to the Student Dashboard	
C. Sign Out to Resume a Student Screener	
D. Script Notes	
E. Materials Checklist for Online Screening	
Script for Online Screening (Option 1 – Each question is read to the group)	6
Script for Online Screening (Option 2 – Students work at their own pace)	16
Work Paper Blackline Masters	18-21

Preparation for Readiness Screening

A. Teacher Account Preparation for Online Screening *(Video support is available.)*

1. **Verify** how your students will get to inqwizit.oaisd.org. (*Internet Explorer is not recommended.*)

2. **Sign in** using your teacher username and password.

Username: _____ Password: _____

3. **Write** the name of the course to be screened in the empty box on page 10 of the script.

4. Click on the name of the course. (*Right side of screen, under **MY INACTIVE COURSES***)

5. Please **verify** the student roster for this course (if prompted).

- If the roster is **correct**, select 
- If the roster is **not correct**, select . Then, ask your building administrator to add the student(s) to the course.

6. **Subscribe** the course to Delta Math.

- Click Subscribe for the available Delta Math screening cycle. (*Right side of screen, Under **AVAILABLE PROGRAMS***)

7. **Assign & View** a readiness screener to the course and make it **available** to students.

a. Click Assign & View for a grade level readiness screener.

b. Change the availability from  to .

8. **Print** the course list that includes each student username and password.

a. Click the  tab. (*Top of screen*)

b. Click on the name of the course. (*Right side of screen*)

c. Click .

Option: Create a Course PIN to help all students in the class to sign in using a common PIN.


a. Click the  tab. (*Top of screen*)

b. Click Course PIN: Set PIN


c. Set the PIN for the class. (*This PIN will only be active for the date you choose.*)

Note: To add additional screeners, click on the class name from the Dashboard and repeat step 6.

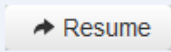

B. Access to the Student Dashboard

- a. Click on the student's name to return to the dashboard.
- b. Choose the correct screener.
- c. Click  .

C. Sign Out and Resume a Student Screener

- a. Click  to end a screener that needs to be completed at a later time.

Note: Do not click  ...screeners cannot be resumed after they have been turned in.

- b. The next time a student signs in, click  and  .

Note: Each screener will resume on the question the student was on when he/she signed out.

D. Script Notes

1. Say what is in bold text and do what is in italicized text.
2. Provide the recommended wait time for each problem.
3. Include an appropriate pause at the end of each statement.
4. Option 1 – Each question is read to the group and students wait to click “NEXT” after appropriate wait time in the script. (See page 6 for the online screening script for option 1.)
5. Students will be directed to write and solve longer computational problems on work paper. (See question 13 on page 10 and Delta Math work paper on pages 18-21.)
6. Option 2 – Each student works at their own pace with 50 minutes of total work time. (See page 16 for the online screening script for option 2.)

E. Materials Checklist for Online Screening

Online Screening Script	Yes <input type="checkbox"/>
Timer to track recommended wait time (<i>For Option 1</i>)	Yes <input type="checkbox"/>
Student Usernames and Passwords	Yes <input type="checkbox"/>
Work Paper (Delta Math – 2 sheets front and back, blank or lined)	Yes <input type="checkbox"/>
Pencils	Yes <input type="checkbox"/>

Script for Online Readiness Screening (Option 1)

(Total Time: 50 minutes)

Verify that all students are ready to screen:

- Work paper
- Pencils
- Online at <https://inqwizit.oaisd.org>

Option: Skip steps 1-2 if students are already signed in.

1. Click in each box to enter your username and password.

(Look for hands.)

2. Click SIGN IN. Raise your hand if you need help with your username or password.

(Look for hands.)

Look in the upper right portion of your screen. If you see the word “Change” make sure you see our school district. If it is not our school district click on CHANGE and choose our school district.

On the right side of the screen click on the name of our course...



(Look for hands.)

Click START for the Spring – Pre-Algebra B screener, then stop and listen for directions.

Do not move ahead of the whole group. After I read each question, you will be given time to find and click on your answer.

Once you move to the next question, do not go back.

If you don't know an answer, please do not guess because I want to find out who needs extra help.

If you don't see your answer, please do not choose one. Make sure all answer choices are not shaded and click NEXT, when asked.

If you click **SIGN OUT** or **TURN IN** without being asked, click **CANCEL** to continue this readiness screener.

Take a deep breath, relax and try your best!

Click **BEGIN**.

Question 1...scissors

If you don't see scissors, please raise your hand.

(Look for hands.)

Add...negative eight plus three.

(Wait 20 seconds.)

Click **NEXT** to go to question 2.

Question 2...present

If you don't see a present, please raise your hand.

(Look for hands.)

Subtract...negative two minus six.

(Wait 20 seconds.)

Click **NEXT** to go to question 3.

Question 3...picnic basket

If you don't see a picnic basket, please raise your hand.

(Look for hands.)

Subtract...two minus negative eight.

(Wait 20 seconds.)

Click **NEXT**.

Question 4...wallet

(Look for hands.)

Multiply...nine times negative four.

(Wait 20 seconds.)

Click **NEXT**.

Question 5...price tag

(Look for hands.)

Multiply...negative six times negative five.

(Wait 20 seconds.)

Click **NEXT**.

Question 6...pencil

(Look for hands.)

Divide...forty-eight divided by negative six.

(Wait 20 seconds.)

Click **NEXT**.

Question 7...hand

(Look for hands.)

Which is the ordered pair for point P?

(Wait 30 seconds.)

Click **NEXT**.

Question 8...soccer ball

(Look for hands.)

Which is the ordered pair for point Q?

(Wait 30 seconds.)

Click **NEXT**.

Question 9...stars

(Look for hands.)

Which is the ordered pair for point R?

(Wait 30 seconds.)

Click **NEXT**.

Question 10...drum

(Look for hands.)

Which expression represents the phrase?

(Wait 45 seconds.)

Click **NEXT**.

Question 11...house

(Look for hands.)

Which expression represents the phrase?

(Wait 45 seconds.)

Click **NEXT**.

Question 12...butterfly

(Look for hands.)

Which expression represents the phrase?

(Wait 45 seconds.)

Click **NEXT**.

Question 13...apple

(Look for hands.)

On your paper, evaluate the expression $3x$ plus 6 for $x = 4$.

Then, click your answer.

(Wait 45 seconds.)

Click **NEXT**.

Question 14...key

(Look for hands.)

On your paper, evaluate the expression x squared plus 4 for $x = 5$.

Then, click your answer.

(Wait 45 seconds.)

Click **NEXT**.

Question 15...bag

(Look for hands.)

On your paper, evaluate the expression 15 minus $4x$ for $x = 2$.

Then, click your answer.

(Wait 45 seconds.)

Click **NEXT**.

Question 16...books

(Look for hands.)

Find the simplified equivalent expression.

(Wait 45 seconds.)

Click **NEXT**.

Question 17...fence

(Look for hands.)

Find the simplified equivalent expression.

(Wait 45 seconds.)

Click **NEXT**.

Question 18...earth

(Look for hands.)

Find the simplified equivalent expression.

(Wait 45 seconds.)

Click **NEXT**.

Question 19...baseball

(Look for hands.)

Solve the equation for x .

(Wait 45 seconds.)

Click **NEXT**.

Question 20...crown

(Look for hands.)

Solve the equation for x .

(Wait 45 seconds.)

Click **NEXT**.

Question 21...calculator

(Look for hands.)

Solve the equation for x .

(Wait 45 seconds.)

Click **NEXT**.

Question 22...football

(Look for hands.)

Find the equivalent expression.

(Wait 45 seconds.)

Click **NEXT**.

Question 23...sign

(Look for hands.)

Find the equivalent expression.

(Wait 1 minute.)

Click **NEXT**.

Question 24...flower

(Look for hands.)

Find the equivalent simplified expression.

(Wait 1 minute.)

Click **NEXT**.

Question 25...basketball

(Look for hands.)

Find the equivalent expanded expression.

(Wait 1 minute.)

Click **NEXT**.

Question 26...pen

(Look for hands.)

Find the equivalent expanded expression.

(Wait 1 minute.)

Click **NEXT**.

Question 27...tree

(Look for hands.)

Find the equivalent expanded expression.

(Wait 1 minute.)

Click **NEXT**.

Question 28...runner

(Look for hands.)

Find the equivalent factored expression.

(Wait 1 minute.)

Click **NEXT**.

Question 29...truck

(Look for hands.)

Find the equivalent factored expression.

(Wait 1 minute.)

Click **NEXT**.

Question 30...lightbulb

(Look for hands.)

Find the equivalent factored expression.

(Wait 1 minute.)

Click **NEXT**.

Question 31...scissors

(Look for hands.)

On your paper, solve the equation for x . Then, click your answer.

(Wait 1 minute.)

Click **NEXT**.

Question 32...present

(Look for hands.)

On your paper, solve the equation for x . Then, click your answer.

(Wait 1 minute.)

Click **NEXT**.

Question 33...basket

(Look for hands.)

On your paper, solve the equation for x . Then, click your answer.

(Wait 1 minute.)

Click **TURN IN** and then click **TURN IN** again to save your answers.

This math screener is now finished, thank you for trying your best!

Please click **SIGN OUT to end this session.**

(Collect all materials from each student.)

Script for Online Readiness Screening (Option 2)

(Total Time: 50 minutes)

Verify that all students are ready to screen:

- Work paper
- Pencils
- Online at <https://inqwizit.oaisd.org>

Option: Skip steps 1-2 if students are already signed in.

1. Click in each box to enter your username and password.

(Look for hands.)

2. Click SIGN IN. Raise your hand if you need help with your username or password.

(Look for hands.)

Look in the upper right portion of your screen. If you see the word “Change” make sure you see our school district. If it is not our school district click on CHANGE and choose our school district.

On the right side of the screen click on the name of our course...



(Look for hands.)

Click START for the Spring – Pre-Algebra B screener, then stop and listen for directions.

You will have 50 minutes to work at your own pace and complete this readiness screener.

Please show your work on the Delta Math work paper for each longer computational question.

If you don't know an answer, please do not guess because I want to find out who needs extra help.

If you don't see your answer, please do not choose one. Make sure all answer choices are not shaded and click NEXT, when asked.

If you click **SIGN OUT** or **TURN IN** without being asked, click **CANCEL** to continue this readiness screener.

When you are finished, click **TURN IN** and then click **TURN IN** again to save your answers. Your screen should read, “Thank you for trying your best!”


Then, put your pencil down and wait for further instructions.

Take a deep breath, relax and try your best!


Click **BEGIN**.

Delta Math Work Paper

Name: _____



Delta Math Work Paper



Delta Math Work Paper

Name: _____

Delta Math Work Paper
